



Customer Service
PO Box 11813
Harrisburg, PA 17108-1813

ACCOUNT STATEMENT
For the Month Ending
November 30, 2017

SAN BERNARDINO COUNTY

Client Management Team

Kenneth Schiebel, CFA
Managing Director
One Keystone Plaza, Suite 300
Harrisburg, PA 17101
717-232-2723
schiebelk@pfm.com

Danny A. Nelson
Senior Managing Consultant
222 North LaSalle, Suite 910
Chicago, IL 60601
312-523-2434
nelsond@pfm.com

Contents

Cover/Disclosures
Summary Statement
Individual Accounts

Accounts included in Statement

76990800 SAN BERNARDINO COUNTY

SAN BERNARDINO COUNTY
PARTH BHATT
268 WEST HOSPITALITY LANE
FIRST FLOOR
SAN BERNARDINO, CA 92415-0360

Online Access www.pfm.com

Customer Service 1-717-232-2723



Important Disclosures

Important Disclosures

This statement is for general information purposes only and is not intended to provide specific advice or recommendations. PFM Asset Management LLC ("PFM") is an investment advisor registered with the Securities and Exchange Commission, and is required to maintain a written disclosure statement of our background and business experience. If you would like to receive a copy of our current disclosure statement, please contact Service Operations at the address below.

Proxy Voting PFM does not normally receive proxies to vote on behalf of its clients. However, it does on occasion receive consent requests. In the event a consent request is received the portfolio manager contacts the client and then proceeds according to their instructions. PFM's Proxy Voting Policy is available upon request by contacting Service Operations at the address below.

Questions About an Account PFM's monthly statement is intended to detail our investment advisory activity as well as the activity of any accounts held by clients in pools that are managed by PFM. The custodian bank maintains the control of assets and executes (i.e., settles) all investment transactions. The custodian statement is the official record of security and cash holdings and transactions. PFM recognizes that clients may use these reports to facilitate record keeping and that the custodian bank statement and the PFM statement should be reconciled and differences resolved. Many custodians use a settlement date basis which may result in the need to reconcile due to a timing difference.

Account Control PFM does not have the authority to withdraw funds from or deposit funds to the custodian. Our clients retain responsibility for their internal accounting policies; implementing and enforcing internal controls and generating ledger entries or otherwise recording transactions.

Market Value Generally, PFM's market prices are derived from closing bid prices as of the last business day of the month as supplied by ICE Data Services or Bloomberg. Where prices are not available from generally recognized sources the securities are priced using a yield-based matrix system to arrive at an estimated market value. Prices that fall between data points are interpolated. Non-negotiable FDIC-insured bank certificates of deposit are priced at par. Although PFM believes the prices to be reliable, the values of the securities do not always represent the prices at which the securities could have been bought or sold. Explanation of the valuation methods for money market and TERM funds is contained in the appropriate fund information statement.

Amortized Cost The original cost of the principal of the security is adjusted for the amount of the periodic reduction of any discount or premium from the purchase date until the date of the report. Discount or premium with respect to short term securities (those with less than one year to maturity at time of issuance) is amortized on a straightline basis. Such discount or premium with respect to longer term securities is amortized using the constant yield basis.

Tax Reporting Cost data and realized gains / losses are provided for informational purposes only. Please review for accuracy and consult your tax advisor to determine the tax consequences of your security transactions. PFM does not report such information to the IRS or other taxing authorities and is not responsible for the accuracy of such information that may be required to be reported to federal, state or other taxing authorities.

Financial Situation In order to better serve you, PFM should be promptly notified of any material change in your investment objective or financial situation.

Callable Securities Securities subject to redemption prior to maturity may be redeemed in whole or in part before maturity, which could affect the yield represented.

Portfolio The securities in this portfolio, including shares of mutual funds, are not guaranteed or otherwise protected by PFM, the FDIC (except for certain non-negotiable certificates of deposit) or any government agency. Investment in securities involves risks, including the possible loss of the amount invested. Actual settlement values, accrued interest, and amortized cost amounts may vary for securities subject to an adjustable interest rate or subject to principal paydowns. Any changes to the values shown may be reflected within the next monthly statement's beginning values.

Rating Information provided for ratings is based upon a good faith inquiry of selected sources, but its accuracy and completeness cannot be guaranteed. Shares of some money market and TERM funds are marketed through representatives of PFM's wholly owned subsidiary, PFM Fund Distributors, Inc. PFM Fund Distributors, Inc. is registered with the SEC as a broker/dealer and is a member of the Financial Industry Regulatory Authority ("FINRA") and the Municipal Securities Rulemaking Board ("MSRB"). You may reach the FINRA by calling the FINRA Regulator Public Disclosure Hotline at 1-888-289-9999 or at the FINRA Regulation Internet website address www.nasd.com. A brochure describing the FINRA Regulation Public Disclosure Program is also available from the FINRA upon request.

Key Terms and Definitions

Dividends on money market funds consist of interest earned, plus any discount ratably amortized to the date of maturity, plus all realized gains and losses on the sale of securities prior to maturity, less ratable amortization of any premium and all accrued expenses to the fund. Dividends are accrued daily and may be paid either monthly or quarterly. The monthly earnings on this statement represent the estimated dividend accrued for the month for any program that distributes earnings on a quarterly basis. There is no guarantee that the estimated amount will be paid on the actual distribution date.

Current Yield is the net change, exclusive of capital changes and income other than investment income, in the value of a hypothetical fund account with a balance of one share over the seven-day base period including the statement date, expressed as a percentage of the value of one share (normally \$1.00 per share) at the beginning of the seven-day period. This resulting net change in account value is then annualized by multiplying it by

365 and dividing the result by 7. The yields quoted should not be considered a representation of the yield of the fund in the future, since the yield is not fixed.

Average maturity represents the average maturity of all securities and investments of a portfolio, determined by multiplying the par or principal value of each security or investment by its maturity (days or years), summing the products, and dividing the sum by the total principal value of the portfolio. The stated maturity date of mortgage backed or callable securities are used in this statement. However the actual maturity of these securities could vary depending on the level or prepayments on the underlying mortgages or whether a callable security has or is still able to be called.

Monthly distribution yield represents the net change in the value of one share (normally \$1.00 per share) resulting from all dividends declared during the month by a fund expressed as a percentage of the value of one share at the beginning of the month. This resulting net change is then annualized by multiplying it by 365 and dividing it by the number of calendar days in the month.

YTM at Cost The yield to maturity at cost is the expected rate of return, based on the original cost, the annual interest receipts, maturity value and the time period from purchase date to maturity, stated as a percentage, on an annualized basis.

YTM at Market The yield to maturity at market is the rate of return, based on the current market value, the annual interest receipts, maturity value and the time period remaining until maturity, stated as a percentage, on an annualized basis.

Managed Account A portfolio of investments managed discretely by PFM according to the client's specific investment policy and requirements. The investments are directly owned by the client and held by the client's custodian.

Unsettled Trade A trade which has been executed however the final consummation of the security transaction and payment has not yet taken place.

Please review the detail pages of this statement carefully. If you think your statement is wrong, missing account information, or if you need more information about a transaction, please contact PFM within 60 days of receipt. If you have other concerns or questions regarding your account you should contact a member of your client management team or PFM Service Operations at the address below.

PFM Asset Management LLC

Attn: Service Operations

One Keystone Plaza, Suite 300

N. Front & Market Sts

Harrisburg, PA 17101



Account Statement
For the Month Ending November 30, 2017

Consolidated Summary Statement

SAN BERNARDINO COUNTY

Portfolio Summary

Portfolio Holdings	Cash Dividends and Income	Closing Market Value
PFM Managed Account	5,840,989.37	5,972,696,204.41
Cash Balance	0.00	344,902,055.80
Total	\$5,840,989.37	\$6,317,598,260.21

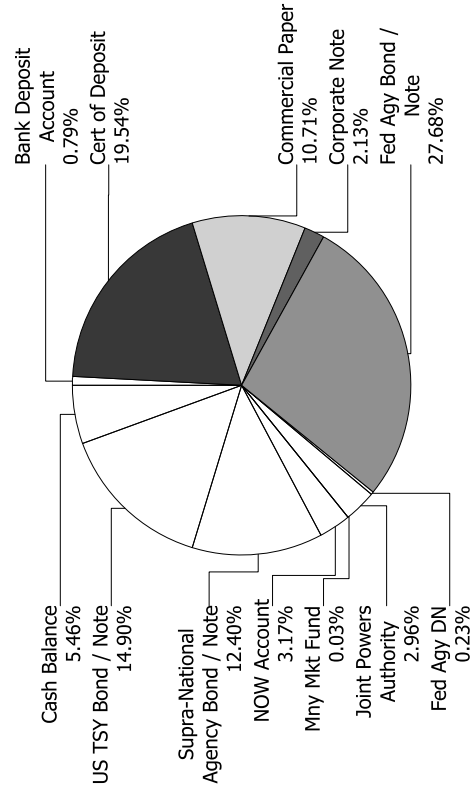
Investment Allocation

Investment Type	Closing Market Value	Percent
Bank Deposit Account	50,000,000.00	0.79
Certificate of Deposit	1,234,765,860.25	19.54
Commercial Paper	676,311,864.00	10.71
Corporate Note	134,333,527.00	2.13
Federal Agency Bond / Note	1,748,765,284.31	27.68
Federal Agency Discount Note	14,832,743.85	0.23
Joint Powers Authority	187,000,000.00	2.96
Money Market Fund	2,000,000.00	0.03
NOW Account	200,000,000.00	3.17
Supra-National Agency Bond / Note	783,206,525.00	12.40
U.S. Treasury Bond / Note	941,480,400.00	14.90
Cash Balance	344,902,055.80	5.46
Total	\$6,317,598,260.21	100.00%

Maturity Distribution (Fixed Income Holdings)

Portfolio Holdings	Closing Market Value	Percent
Under 30 days	1,470,652,248.80	23.27
31 to 60 days	454,762,375.00	7.20
61 to 90 days	234,849,582.00	3.72
91 to 180 days	654,267,493.50	10.36
181 days to 1 year	1,012,434,645.03	16.03
1 to 2 years	1,561,355,884.88	24.71
2 to 3 years	658,378,556.00	10.42
3 to 4 years	147,745,125.00	2.34
4 to 5 years	123,152,350.00	1.95
Over 5 years	0.00	0.00
Total	\$6,317,598,260.21	100.00%

Weighted Average Days to Maturity 357





Managed Account Summary Statement

For the Month Ending **November 30, 2017**

SAN BERNARDINO COUNTY - 76990800

Transaction Summary - Managed Account

Opening Market Value

Maturities/Calls	\$5,900,919,245.98
Principal Dispositions	(876,000,000.00)
Principal Acquisitions	0.00
Unsettled Trades	905,971,841.93
Change in Current Value	50,000,000.00
	(8,194,883.50)
Closing Market Value	\$5,972,696,204.41

Cash Transactions Summary - Managed Account

Maturities/Calls	876,753,618.34
Sale Proceeds	0.00
Coupon/Interest/Dividend Income	5,370,156.70
Principal Payments	0.00
Security Purchases	(906,517,960.64)
Net Cash Contribution	24,394,185.60
Reconciling Transactions	0.00

Earnings Reconciliation (Cash Basis) - Managed Account

Interest/Dividends/Coupons Received	6,123,775.04
Less Purchased Interest Related to Interest/Coupons	(546,118.71)
Plus Net Realized Gains/Losses	263,333.04
Total Cash Basis Earnings	\$5,840,989.37

Cash Balance

Closing Cash Balance **\$0.00**

Earnings Reconciliation (Accrual Basis)

	Total
Ending Amortized Value of Securities	5,993,191,041.76
Ending Accrued Interest	13,383,152.91
Plus Proceeds from Sales	0.00
Plus Proceeds of Maturities/Calls/Principal Payments	876,753,618.34
Plus Coupons/Dividends Received	5,370,156.70
Less Cost of New Purchases	(956,517,960.64)
Less Beginning Amortized Value of Securities	(5,912,444,275.25)
Less Beginning Accrued Interest	(13,560,379.87)

Total Accrual Basis Earnings

\$6,175,353.95



Portfolio Summary and Statistics

For the Month Ending **November 30, 2017**

SAN BERNARDINO COUNTY - 76990800

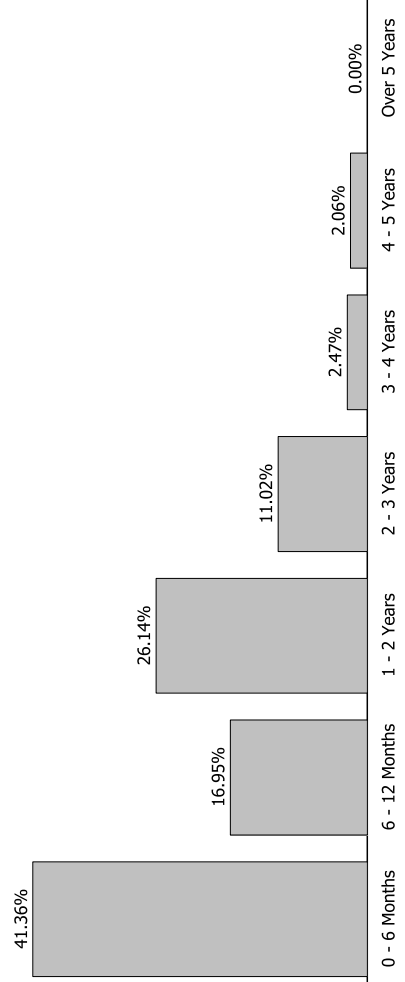
Account Summary

Description	Par Value	Market Value	Percent
U.S. Treasury Bond / Note	950,000,000.00	941,480,400.00	15.76
Supra-National Agency Bond / Note	790,000,000.00	783,206,525.00	13.11
NOW Account	200,000,000.00	200,000,000.00	3.35
Money Market Fund	2,000,000.00	2,000,000.00	0.03
Joint Powers Authority	187,000,000.00	187,000,000.00	3.13
Federal Agency Discount Note	15,000,000.00	14,832,743.85	0.25
Federal Agency Bond / Note	1,758,672,000.00	1,748,765,284.31	29.29
Corporate Note	135,000,000.00	134,333,527.00	2.25
Commercial Paper	677,000,000.00	676,311,864.00	11.32
Certificate of Deposit	1,235,000,000.00	1,234,765,860.25	20.67
Bank Deposit Account	50,000,000.00	50,000,000.00	0.84
Managed Account Sub-Total	5,999,672,000.00	5,972,696,204.41	100.00%
Accrued Interest		13,383,152.91	
Total Portfolio	5,999,672,000.00	5,986,079,357.32	

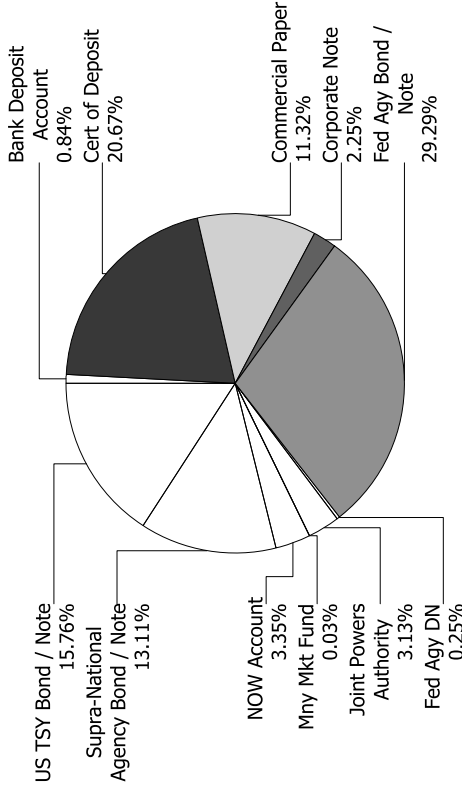
Unsettled Trades

50,000,000.00 50,000,000.00

Maturity Distribution



Sector Allocation



Characteristics

Yield to Maturity at Cost	1.32%
Yield to Maturity at Market	1.59%
Duration to Worst	1.01
Weighted Average Days to Maturity	377



Managed Account Issuer Summary

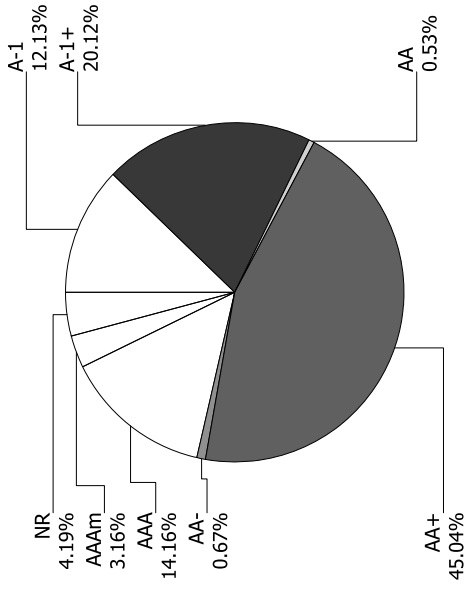
For the Month Ending November 30, 2017

SAN BERNARDINO COUNTY - 76990800

Issuer Summary

Issuer	Market Value of Holdings	Percent
BANK OF MONTREAL	149,936,939.25	2.51
BANK OF NOVA SCOTIA	74,936,478.50	1.25
BANK OF THE WEST	200,000,000.00	3.35
BERKSHIRE HATHAWAY INC	24,965,590.00	0.42
BNP PARIBAS	29,966,730.00	0.50
BPCE GROUP	49,998,450.00	0.84
CAMP	187,000,000.00	3.13
CBA NY	99,911,500.00	1.67
FANNIE MAE	352,249,660.43	5.90
FEDERAL FARM CREDIT BANKS	264,052,018.85	4.42
FEDERAL HOME LOAN BANKS	631,774,000.00	10.58
FEDERATED GOVT OBLIGATIONS FUNDS	1,000,000.00	0.02
FIDELITY TREASURY MF	1,000,000.00	0.02
FREDDIE MAC	515,522,348.88	8.63
GENERAL ELECTRIC CO	74,905,075.00	1.25
HONDA MOTOR CO., LTD	44,967,735.00	0.75
INTER-AMERICAN DEVELOPMENT BANK	222,660,650.00	3.73
INTL BANK OF RECONSTRUCTION AND DEV	560,545,875.00	9.39
JOHNSON & JOHNSON	2,989,566.00	0.05
JP MORGAN CHASE & CO	149,790,400.00	2.51
MICROSOFT CORP	59,572,285.00	1.00
MITSUBISHI UFJ FINANCIAL GROUP INC	149,892,150.00	2.51
NORDEA BANK AB	134,955,972.00	2.26
RABOBANK NEDERLAND	74,970,812.50	1.26
ROYAL BANK OF CANADA	124,999,950.00	2.09
STONECASTLE FICA	50,000,000.00	0.84
SVENSKA HANDELSBANKEN AB	124,988,272.50	2.09
SWEDBANK AB	49,996,189.00	0.84
TORONTO-DOMINION BANK	149,978,179.50	2.51
TOYOTA MOTOR CORP	176,791,324.00	2.96
UNITED STATES TREASURY	941,480,400.00	15.75
US BANCORP	139,817,252.00	2.34

Credit Quality (S&P Ratings)





For the Month Ending **November 30, 2017**

Managed Account Issuer Summary

SAN BERNARDINO COUNTY - 76990800

Issuer	Market Value of Holdings	Percent
WAL-MART STORES INC	6,979,126.00	0.12
WESTPAC BANKING CORP	150,101,275.00	2.51
Total	\$5,972,696,204.41	100.00%



Managed Account Detail of Securities Held

For the Month Ending **November 30, 2017**

SAN BERNARDINO COUNTY - 76990800

Security Type / Description	Dated Date / Coupon / Maturity	CUSIP	S&P Rating	Moody's Rating	Trade Date	Settle Date	Original Cost	YTM at Cost	Accrued Interest	Amortized Cost	Market Value
U.S. Treasury Bond / Note											
US TREASURY NOTES	DTD 02/29/2012 1.375% 02/28/2019	912828SH4	AA+	Aaa	11/18/15	11/19/15	25,046,875.00	1.32	87,361.88	25,018,089.00	24,887,700.00
US TREASURY NOTES	DTD 02/28/2014 1.500% 02/28/2019	912828C24	AA+	Aaa	10/27/16	10/28/16	50,607,421.88	0.97	190,607.73	50,325,177.50	49,853,500.00
US TREASURY NOTES	DTD 03/31/2014 1.625% 03/31/2019	912828C65	AA+	Aaa	11/12/15	11/13/15	25,210,937.50	1.37	69,196.43	25,084,175.25	24,958,000.00
US TREASURY NOTES	DTD 04/15/2016 0.875% 04/15/2019	912828Q52	AA+	Aaa	09/26/17	09/27/17	24,797,851.56	1.40	28,245.19	24,820,968.50	24,703,125.00
UNITED STATES TREASURY NOTES	DTD 05/31/2017 1.250% 05/31/2019	912828X54	AA+	Aaa	06/14/17	06/15/17	24,977,539.06	1.30	858.52	24,982,811.50	24,815,425.00
UNITED STATES TREASURY NOTES	DTD 05/31/2017 1.250% 05/31/2019	912828X54	AA+	Aaa	09/26/17	09/27/17	24,934,670.31	1.41	858.52	24,941,637.50	24,815,425.00
US TREASURY NOTES	DTD 05/31/2012 1.125% 05/31/2019	912828SX9	AA+	Aaa	03/28/17	03/29/17	49,800,781.25	1.31	1,545.33	49,862,277.50	49,542,950.00
US TREASURY NOTES	DTD 06/15/2016 0.875% 06/15/2019	912828R85	AA+	Aaa	12/20/16	12/21/16	24,660,156.25	1.43	101,007.51	24,788,111.50	24,665,050.00
US TREASURY NOTES	DTD 07/02/2012 1.000% 06/30/2019	912828TC4	AA+	Aaa	03/28/17	03/29/17	49,630,859.38	1.33	209,239.13	49,740,350.00	49,416,000.00
US TREASURY NOTES	DTD 06/30/2014 1.625% 06/30/2019	912828WS5	AA+	Aaa	06/29/17	06/30/17	50,244,140.63	1.38	340,013.59	50,193,581.50	49,884,750.00
US TREASURY NOTES	DTD 06/30/2014 1.625% 06/30/2019	912828WS5	AA+	Aaa	07/03/17	07/05/17	50,210,937.50	1.41	340,013.59	50,168,417.50	49,884,750.00
US TREASURY N/B	DTD 09/15/2016 0.875% 09/15/2019	9128282G4	AA+	Aaa	09/20/17	09/21/17	24,721,679.69	1.45	46,529.70	24,748,908.75	24,597,650.00
US TREASURY NOTES	DTD 10/31/2014 1.500% 10/31/2019	912828F62	AA+	Aaa	12/20/16	12/21/16	24,968,750.00	1.54	32,113.26	24,979,025.75	24,861,325.00
US TREASURY NOTES	DTD 10/31/2014 1.500% 10/31/2019	912828F62	AA+	Aaa	11/16/17	11/17/17	24,899,414.06	1.71	32,113.26	24,901,385.00	24,861,325.00



Managed Account Detail of Securities Held

For the Month Ending **November 30, 2017**

SAN BERNARDINO COUNTY - 76990800

Security Type/Description Dated Date/Coupon/Maturity	CUSIP	S&P Rating	Moody's Rating	Trade Date	Settle Date	Original Cost	YTM at Cost	Accrued Interest	Amortized Cost	Market Value
U.S. Treasury Bond / Note										
US TREASURY NOTES DTD 11/30/2012 1.000% 11/30/2019	912828UB4	AA+	Aaa	11/10/16	11/14/16	24,900,390.63	1.13	686.81	24,934,270.50	24,613,275.00
US TREASURY N/B DTD 12/15/2016 1.375% 12/15/2019	912828U73	AA+	Aaa	09/26/17	09/27/17	24,948,242.19	1.47	158,726.09	24,952,444.75	24,786,125.00
US TREASURY NOTES DTD 03/02/2015 1.375% 02/29/2020	912828J50	AA+	Aaa	02/01/17	02/02/17	24,858,398.44	1.56	87,361.88	24,895,892.00	24,746,100.00
US TREASURY NOTES DTD 04/30/2015 1.375% 04/30/2020	912828K58	AA+	Aaa	01/06/17	01/09/17	49,675,781.25	1.58	58,874.31	49,761,879.00	49,427,750.00
US TREASURY NOTES DTD 08/16/2010 2.625% 08/15/2020	912828NT3	AA+	Aaa	12/20/16	12/21/16	25,721,679.69	1.80	192,595.11	25,539,461.75	25,485,350.00
US TREASURY NOTES DTD 10/31/2013 1.750% 10/31/2020	912828WC0	AA+	Aaa	10/25/17	10/26/17	49,996,093.75	1.75	74,930.94	49,996,268.50	49,777,350.00
US TREASURY NOTES DTD 11/30/2015 1.625% 11/30/2020	912828M98	AA+	Aaa	12/20/16	12/21/16	24,755,859.38	1.88	1,116.07	24,812,827.00	24,782,225.00
US TREASURY N/B DTD 02/29/2016 1.125% 02/28/2021	912828P87	AA+	Aaa	11/29/17	11/30/17	24,374,023.44	1.92	71,477.90	24,374,542.25	24,338,875.00
US TREASURY NOTES DTD 05/31/2016 1.375% 05/31/2021	912828R77	AA+	Aaa	12/20/16	12/21/16	24,334,960.94	2.00	944.37	24,471,622.25	24,470,700.00
US TREASURY NOTES DTD 06/02/2014 2.000% 05/31/2021	912828WN6	AA+	Aaa	12/02/16	12/05/16	50,447,265.63	1.79	2,747.25	50,351,762.00	50,000,000.00
US TREASURY N/B DTD 09/30/2016 1.125% 09/30/2021	912828T34	AA+	Aaa	11/29/17	11/30/17	24,198,242.19	2.00	47,905.22	24,198,798.25	24,153,325.00
US TREASURY NOTES DTD 12/01/2014 1.875% 11/30/2021	912828G53	AA+	Aaa	12/20/16	12/21/16	24,734,375.00	2.10	1,287.77	24,783,169.75	24,842,775.00
US TREASURY NOTES DTD 02/02/2015 1.500% 01/31/2022	912828H86	AA+	Aaa	02/15/17	02/16/17	48,779,296.88	2.02	250,679.35	48,966,105.00	48,847,650.00
US TREASURY N/B NOTES DTD 02/28/2017 1.875% 02/28/2022	912828W55	AA+	Aaa	11/29/17	11/30/17	24,823,242.19	2.05	119,129.83	24,823,355.50	24,775,400.00



Managed Account Detail of Securities Held

For the Month Ending **November 30, 2017**

SAN BERNARDINO COUNTY - 76990800

Security Type/Description	Dated Date/Coupon/Maturity	CUSIP	S&P Rating	Moody's Rating	Trade Date	Settle Date	Original Cost	YTM at Cost	Accrued Interest	Amortized Cost	Market Value
U.S. Treasury Bond / Note											
US TREASURY N/B NOTES	912828M49		AA+	Aaa	11/29/17	11/30/17	24,739,257.81	2.10	40,141.57	24,739,398.50	24,686,525.00
DTD 11/02/2015 1.875% 10/31/2022											
Security Type Sub-Total							945,999,123.48	1.58	2,588,308.11	946,156,713.75	941,480,400.00
Supra-National Agency Bond / Note											
INTL BANK OF RECON AND DEV GLOBAL NOTES	459058DNO		AAA	Aaa	03/04/16	03/09/16	25,140,000.00	1.10	48,697.92	25,024,269.75	24,970,000.00
DTD 04/10/2014 1.375% 04/10/2018											
INTL BANK OF RECON AND DEV GLOBAL NOTES	459058EJ8		AAA	Aaa	12/17/15	12/22/15	24,798,450.00	1.33	115,277.78	24,955,661.50	24,920,500.00
DTD 04/30/2015 1.000% 06/15/2018											
INTL BANK OF RECON AND DEV GLOBAL NOTES	459058EJ8		AAA	Aaa	12/17/15	12/22/15	24,798,500.00	1.33	115,277.78	24,955,672.50	24,920,500.00
DTD 04/30/2015 1.000% 06/15/2018											
INTL BANK OF RECON AND DEV GLOBAL NOTES	459058EJ8		AAA	Aaa	05/18/16	05/23/16	40,008,400.00	0.99	184,444.44	40,002,226.40	39,872,800.00
DTD 04/30/2015 1.000% 06/15/2018											
INTL BANK OF RECON AND DEV GLOBAL NOTES	459058EJ8		AAA	Aaa	04/22/15	04/30/15	49,914,500.00	1.06	230,555.56	49,985,035.50	49,841,000.00
DTD 04/30/2015 1.000% 06/15/2018											
INTL BANK OF RECON AND DEV SN NOTES	459058FE8		AAA	Aaa	05/19/16	05/24/16	24,889,806.75	1.08	80,208.33	24,967,321.00	24,879,900.00
DTD 04/19/2016 0.875% 07/19/2018											
INTL BANK OF RECON AND DEV SN NOTES	459058FE8		AAA	Aaa	04/12/16	04/19/16	49,911,500.00	0.95	160,416.67	49,974,869.00	49,759,800.00
DTD 04/19/2016 0.875% 07/19/2018											
INTER-AMERICAN DEVELOPMENT BANK	4581X0BR8		AAA	Aaa	05/31/16	06/03/16	25,370,589.25	1.07	117,881.94	25,122,646.50	25,013,925.00
DTD 08/24/2011 1.750% 08/24/2018											
INTL BANK OF RECON AND DEV GLOBAL NOTES	459058ER0		AAA	Aaa	09/30/15	10/07/15	49,915,000.00	1.06	77,777.78	49,975,763.00	49,730,650.00
DTD 10/07/2015 1.000% 10/05/2018											



Managed Account Detail of Securities Held

For the Month Ending **November 30, 2017**

SAN BERNARDINO COUNTY - 76990800

Security Type/Description Dated Date/Coupon/Maturity	CUSIP	Par	S&P Rating	Moody's Rating	Trade Date	Settle Date	Original Cost	YTM at Cost	Accrued Interest	Amortized Cost	Market Value
Supra-National Agency Bond / Note											
INTL BK OF REC & DEV NOTE (EX-CALLABLE) DTD 04/26/2016 1.250% 04/26/2019	459058FC2	25,000,000.00	AAA	Aaa	04/21/16	04/26/16	24,947,500.00	1.32	30,381.94	24,975,197.50	24,794,275.00
INTER-AMERICAN DEVELOPMENT BANK DTD 04/12/2016 1.000% 05/13/2019	458182DX7	25,000,000.00	AAA	Aaa	05/24/16	05/27/16	24,842,875.00	1.22	12,500.00	24,922,374.25	24,695,275.00
INTER-AMERICAN DEVELOPMENT BANK DTD 04/12/2016 1.000% 05/13/2019	458182DX7	100,000,000.00	AAA	Aaa	04/05/16	04/12/16	99,700,000.00	1.10	50,000.00	99,857,701.00	98,781,100.00
INTL BANK OF RECON AND DEV DTD 01/25/2016 1.430% 07/25/2019	45905UUV4	50,000,000.00	AAA	Aaa	01/13/16	01/25/16	50,000,000.00	1.43	250,250.00	50,000,000.00	49,448,000.00
INTL BANK OF RECON AND DEV GLOBAL NOTES DTD 01/28/2016 1.250% 07/26/2019	459058EV1	25,000,000.00	AAA	Aaa	01/21/16	01/28/16	24,879,250.00	1.39	108,506.94	24,942,168.50	24,746,125.00
INTL BANK OF RECON AND DEV SN NOTE DTD 07/13/2016 0.875% 08/15/2019	459058FK4	50,000,000.00	AAA	Aaa	07/08/16	07/13/16	49,907,500.00	0.94	128,819.44	49,948,562.50	49,153,100.00
INTER-AMERICAN DEVELOPMENT BANK DTD 10/15/2015 1.250% 10/15/2019	4581XOCR7	25,000,000.00	AAA	Aaa	12/02/15	12/07/15	24,651,000.00	1.62	39,930.56	24,827,907.50	24,689,250.00
INTER-AMERICAN DEVELOPMENT BANK DTD 10/15/2015 1.250% 10/15/2019	4581XOCR7	25,000,000.00	AAA	Aaa	03/16/16	03/21/16	24,746,000.00	1.54	39,930.56	24,864,996.50	24,689,250.00
INTL BANK OF RECON AND DEV GLOBAL NOTES DTD 10/27/2016 1.125% 11/27/2019	459058FS7	50,000,000.00	AAA	Aaa	10/20/16	10/27/16	49,894,500.00	1.20	6,250.00	49,931,430.50	49,217,300.00
INTL BANK OF RECON AND DEV GLOBAL NOTES DTD 03/30/2016 1.375% 03/30/2020	459058FA6	25,000,000.00	AAA	Aaa	03/23/16	03/30/16	24,923,500.00	1.45	58,246.53	24,954,897.75	24,622,225.00
INTL BK RECON & DEVELOP NOTES DTD 03/21/2017 1.875% 04/21/2020	459058FZ1	25,000,000.00	AAA	Aaa	03/14/17	03/21/17	24,978,250.00	1.90	52,083.33	24,983,208.00	24,928,300.00
INTER-AMERICAN DEVEL BK NOTE DTD 04/12/2017 1.625% 05/12/2020	4581XOCX4	25,000,000.00	AAA	Aaa	04/05/17	04/12/17	24,940,750.00	1.70	21,440.97	24,952,857.50	24,791,850.00



Managed Account Detail of Securities Held

For the Month Ending **November 30, 2017**

SAN BERNARDINO COUNTY - 76990800

Security Type/Description	Dated Date/Coupon/Maturity	CUSIP	S&P Rating	Moody's Rating	Trade Date	Settle Date	Original Cost	YTM at Cost	Accrued Interest	Amortized Cost	Market Value	
Supra-National Agency Bond / Note												
INTL BANK OF RECON AND DEV GLOBAL NOTES	459058GA5		AAA	Aaa	08/22/17	08/29/17	24,994,750.00	1.63	103,819.44	24,995,195.75	24,741,400.00	
DTD 08/29/2017 1.625% 09/04/2020												

Security Type Sub-Total	790,000,000.00	788,152,621.00	1.23	2,032,697.91	789,119,962.40	783,206,525.00					
NOW Account											
BANK OF THE WEST MONEY MARKET FUND	BKOFWEST7		NR	NR	11/21/16	11/21/16	15,000,000.00	1.24	0.00	15,000,000.00	15,000,000.00
BANK OF THE WEST MONEY MARKET FUND	BKOFWEST7		NR	NR	09/22/17	09/22/17	20,000,000.00	1.24	0.00	20,000,000.00	20,000,000.00
BANK OF THE WEST MONEY MARKET FUND	BKOFWEST7		NR	NR	12/08/16	12/08/16	35,000,000.00	1.24	0.00	35,000,000.00	35,000,000.00
BANK OF THE WEST MONEY MARKET FUND	BKOFWEST7		NR	NR	11/28/16	11/28/16	50,000,000.00	1.24	0.00	50,000,000.00	50,000,000.00
BANK OF THE WEST MONEY MARKET FUND	BKOFWEST7		NR	NR	05/30/17	05/30/17	80,000,000.00	1.24	0.00	80,000,000.00	80,000,000.00
Security Type Sub-Total	200,000,000.00	200,000,000.00	1.24	0.00	200,000,000.00	200,000,000.00					

Money Market Fund											
FIDELITY GOV'T MM FUND 2642	31607A703		AAA	Aaa	10/27/16	10/27/16	1,000,000.00	0.97	0.00	1,000,000.00	1,000,000.00
FEDERATED GOV'T OBLIGATIONS FUND	608919718		AAA	Aaa	04/05/17	04/05/17	1,000,000.00	0.94	0.00	1,000,000.00	1,000,000.00
Security Type Sub-Total	2,000,000.00	2,000,000.00	0.96	0.00	2,000,000.00	2,000,000.00					

Joint Powers Authority											
CALIFORNIA ASSET MANAGEMENT PROGRAM	CAMPMF025		AAA	NR	12/08/15	12/08/15	18,000,000.00	1.20	0.00	18,000,000.00	18,000,000.00
CALIFORNIA ASSET MANAGEMENT PROGRAM	CAMPMF025		AAA	NR	08/12/15	08/12/15	24,000,000.00	1.20	0.00	24,000,000.00	24,000,000.00
CALIFORNIA ASSET MANAGEMENT PROGRAM	CAMPMF025		AAA	NR	09/22/17	09/22/17	45,000,000.00	1.20	0.00	45,000,000.00	45,000,000.00
CALIFORNIA ASSET MANAGEMENT PROGRAM	CAMPMF025		AAA	NR	08/05/15	08/05/15	50,000,000.00	1.20	0.00	50,000,000.00	50,000,000.00



Managed Account Detail of Securities Held

For the Month Ending **November 30, 2017**

SAN BERNARDINO COUNTY - 76990800

Security Type/Description	Dated Date/Coupon/Maturity	CUSIP	S&P Rating	Moody's Rating	Trade Date	Settle Date	Original Cost	YTM at Cost	Accrued Interest	Amortized Cost	Market Value
Joint Powers Authority											
CALIFORNIA ASSET MANAGEMENT PROGRAM		CAMPMF025	AAA	NR	04/27/16	04/27/16	50,000,000.00	1.20	0.00	50,000,000.00	50,000,000.00
Security Type Sub-Total							187,000,000.00	1.20	0.00	187,000,000.00	187,000,000.00
Federal Agency Discount Note											
FEDERAL FARM CREDIT BANKS DISC NOTE		313313C63	A-1+	P-1	11/22/17	11/27/17	14,829,316.67	1.56	0.00	14,831,883.30	14,832,743.85
-- 0.000% 08/20/2018											
Security Type Sub-Total							15,000,000.00	1.56	0.00	14,831,883.30	14,832,743.85
Federal Agency Bond / Note											
FHLMC NOTES		3137EADX4	AA+	Aaa	12/10/15	12/11/15	49,948,500.00	1.05	230,555.56	49,998,996.00	49,997,150.00
DTD 12/11/2015 1.000% 12/15/2017											
FFCB NOTES		3133EEFE5	AA+	Aaa	12/09/14	12/18/14	24,975,925.00	1.16	127,343.75	24,999,615.50	25,000,550.00
DTD 12/18/2014 1.125% 12/18/2017											
FFCB NOTES		3133EEFE5	AA+	Aaa	12/09/14	12/18/14	24,976,000.00	1.16	127,343.75	24,999,616.75	25,000,550.00
DTD 12/18/2014 1.125% 12/18/2017											
FHLB NOTES		3130A6SW8	AA+	Aaa	11/19/15	11/20/15	25,000,000.00	1.00	112,500.00	25,000,000.00	24,998,550.00
DTD 11/20/2015 1.000% 12/19/2017											
FHLMC NOTES		3137EADN6	AA+	Aaa	01/28/13	01/29/13	24,656,750.00	1.04	72,395.83	24,991,924.75	24,985,925.00
DTD 11/21/2012 0.750% 01/12/2018											
FHLMC NOTES		3137EADN6	AA+	Aaa	01/30/13	01/31/13	24,670,250.00	1.02	72,395.83	24,992,235.75	24,985,925.00
DTD 11/21/2012 0.750% 01/12/2018											
FFCB NOTES		3133EEFF51	AA+	Aaa	02/24/16	02/26/16	25,011,500.00	0.83	56,076.39	25,001,366.00	24,973,950.00
DTD 02/26/2016 0.850% 02/26/2018											
FHLB NOTES		3130A7CX1	AA+	Aaa	02/16/16	02/18/16	24,992,250.00	0.89	43,750.00	24,998,872.50	24,964,175.00
DTD 02/18/2016 0.875% 03/19/2018											
FNMA NOTE		3135G0J61	AA+	Aaa	03/01/16	03/04/16	49,900,000.00	0.97	76,562.50	49,984,144.50	49,923,400.00
DTD 03/04/2016 0.875% 03/28/2018											



Managed Account Detail of Securities Held

For the Month Ending November 30, 2017

SAN BERNARDINO COUNTY - 76990800

Security Type/Description	Dated Date/Coupon/Maturity	CUSIP	S&P Rating	Moody's Rating	Trade Date	Settle Date	Original Cost	YTM at Cost	Accrued Interest	Amortized Cost	Market Value
Federal Agency Bond / Note											
FHLMC REFERENCE NOTES	DTD 04/07/2016 0.750% 04/09/2018	3137EAEA3	AA+	Aaa	04/06/16	04/07/16	49,921,500.00	0.83	54,166.67	49,985,995.50	49,883,000.00
FHLMC REFERENCE NOTES	DTD 04/07/2016 0.750% 04/09/2018	3137EAEA3	AA+	Aaa	04/06/16	04/07/16	49,921,500.00	0.83	54,166.67	49,985,995.50	49,883,000.00
FHLMC REFERENCE NOTES	DTD 04/12/2016 0.750% 04/18/2018	3133EF3B1	AA+	Aaa	04/07/16	04/12/16	49,932,000.00	0.82	44,791.67	49,987,086.00	49,872,900.00
FHLMC REFERENCE NOTES	DTD 02/27/2015 1.125% 04/25/2018	3130A4GJ5	AA+	Aaa	02/26/15	02/27/15	29,986,200.00	1.14	33,750.00	29,998,213.80	29,964,000.00
FHLMC REFERENCE NOTES	DTD 05/04/2015 1.000% 05/04/2018	3130A57K9	AA+	Aaa	04/28/15	05/04/15	25,006,500.00	0.99	18,750.00	25,000,932.25	24,950,475.00
FHLMC REFERENCE NOTES	DTD 05/11/2015 1.030% 05/11/2018	3133EEJ50	AA+	Aaa	05/04/15	05/11/15	24,980,500.00	1.06	14,305.56	24,997,073.00	24,952,050.00
FHLMC REFERENCE NOTES	DTD 05/11/2015 1.030% 05/11/2018	3133EEJ50	AA+	Aaa	05/05/15	05/11/15	24,954,575.00	1.09	14,305.56	24,993,178.50	24,952,050.00
FHLMC REFERENCE NOTES	DTD 05/04/2012 1.250% 06/08/2018	313379DT3	AA+	Aaa	05/09/16	05/10/16	25,225,000.00	0.81	150,173.61	25,056,612.00	24,968,250.00
FHLMC REFERENCE NOTES	DTD 05/27/2016 0.875% 06/29/2018	3130A8BD4	AA+	Aaa	05/26/16	05/27/16	34,915,650.00	0.99	129,305.56	34,976,485.60	34,874,910.00
FHLMC REFERENCE NOTES	DTD 05/27/2016 0.875% 06/29/2018	3130A8BD4	AA+	Aaa	05/26/16	05/27/16	34,915,650.00	0.99	129,305.56	34,976,485.60	34,874,910.00
FNMA NOTES (EX-CALLABLE) GLOBAL NOTES	DTD 07/27/2016 0.875% 07/27/2018	3135G0M75	AA+	Aaa	07/27/16	07/28/16	28,265,517.50	0.98	85,368.40	28,305,355.76	28,195,526.43
FNMA NOTES (EX-CALLABLE) GLOBAL NOTES	DTD 07/27/2016 0.875% 07/27/2018	3135G0M75	AA+	Aaa	07/27/16	07/28/16	28,265,517.50	0.98	85,368.40	28,305,355.76	28,195,526.43
FHLMC REFERENCE NOTES	DTD 07/08/2016 0.625% 08/07/2018	3130A8PK3	AA+	Aaa	07/07/16	07/08/16	24,948,000.00	0.73	49,479.17	24,982,833.75	24,841,525.00
FHLMC REFERENCE NOTES	DTD 07/08/2016 0.625% 08/07/2018	3130A8PK3	AA+	Aaa	07/07/16	07/08/16	24,948,000.00	0.73	49,479.17	24,982,833.75	24,841,525.00
FHLMC REFERENCE NOTES	DTD 08/07/2015 1.125% 09/14/2018	3130A6AE7	AA+	Aaa	10/05/16	10/07/16	25,072,000.00	0.97	60,156.25	25,029,401.75	24,900,800.00
FHLMC REFERENCE NOTES	DTD 08/07/2015 1.125% 09/14/2018	3130A6AE7	AA+	Aaa	10/05/16	10/07/16	25,072,000.00	0.97	60,156.25	25,029,401.75	24,900,800.00
FHLMC REFERENCE NOTES	DTD 09/16/2016 0.875% 10/12/2018	3137EAED7	AA+	Aaa	09/15/16	09/16/16	49,978,500.00	0.90	59,548.61	49,990,965.50	49,663,800.00
FHLMC REFERENCE NOTES	DTD 09/16/2016 0.875% 10/12/2018	3137EAED7	AA+	Aaa	09/15/16	09/16/16	49,978,500.00	0.90	59,548.61	49,990,965.50	49,663,800.00
FNMA BENCHMARK NOTE	DTD 09/01/2015 1.125% 10/19/2018	3135G0E58	AA+	Aaa	09/09/15	09/10/15	11,972,640.00	1.20	15,750.00	11,992,114.80	11,942,544.00
FNMA BENCHMARK NOTE	DTD 09/01/2015 1.125% 10/19/2018	3135G0E58	AA+	Aaa	09/09/15	09/10/15	11,972,640.00	1.20	15,750.00	11,992,114.80	11,942,544.00
FNMA BENCHMARK NOTE	DTD 09/01/2015 1.125% 10/19/2018	3135G0E58	AA+	Aaa	09/09/15	09/10/15	24,943,250.00	1.20	32,812.50	24,983,644.50	24,880,300.00
FNMA BENCHMARK NOTE	DTD 09/01/2015 1.125% 10/19/2018	3135G0E58	AA+	Aaa	09/09/15	09/10/15	24,943,250.00	1.20	32,812.50	24,983,644.50	24,880,300.00



Managed Account Detail of Securities Held

For the Month Ending November 30, 2017

SAN BERNARDINO COUNTY - 76990800

Security Type/Description	Dated Date/Coupon/Maturity	CUSIP	S&P Rating	Moody's Rating	Trade Date	Settle Date	Original Cost	YTM at Cost	Accrued Interest	Amortized Cost	Market Value
Federal Agency Bond / Note											
FHLMC NOTES (EX-CALLABLE)	DTD 04/26/2016 1.050% 10/26/2018	3134G8YU7	AA+	Aaa	04/19/16	04/26/16	49,965,000.00	1.08	51,041.67	49,987,255.50	49,713,300.00
FHLB NOTES	DTD 12/08/2016 1.250% 01/16/2019	3130AAE46	AA+	Aaa	12/07/16	12/08/16	49,998,000.00	1.25	234,375.00	49,998,838.00	49,721,950.00
FNMA BENCHMARK NOTE	DTD 02/23/2016 1.000% 02/26/2019	3135G0J53	AA+	Aaa	02/18/16	02/23/16	24,941,000.00	1.08	65,972.22	24,975,530.00	24,769,825.00
FHLMC NOTES (CALLABLE)	DTD 02/28/2017 1.375% 02/28/2019	3134GA6H2	AA+	Aaa	02/16/17	02/28/17	25,000,000.00	1.38	88,802.08	25,000,000.00	24,850,675.00
FEDERAL HOME LOAN BANK NOTES	DTD 02/06/2012 1.500% 03/08/2019	3133782M2	AA+	Aaa	03/01/17	03/02/17	25,051,750.00	1.40	86,458.33	25,032,746.75	24,926,250.00
FEDERAL HOME LOAN BANK NOTES	DTD 02/06/2012 1.500% 03/08/2019	3133782M2	AA+	Aaa	03/29/17	03/30/17	25,052,500.00	1.39	86,458.33	25,034,566.50	24,926,250.00
FHLB NOTES	DTD 03/10/2017 1.375% 03/18/2019	3130AAXX1	AA+	Aaa	03/09/17	03/10/17	74,826,000.00	1.49	209,114.58	74,887,767.00	74,615,325.00
FREDDIE MAC NOTES	DTD 03/21/2016 1.125% 04/15/2019	3137EADZ9	AA+	Aaa	03/17/16	03/21/16	24,991,750.00	1.14	35,937.50	24,996,253.00	24,783,475.00
FFCB BONDS	DTD 04/17/2017 1.320% 04/17/2019	3133EHFK4	AA+	Aaa	04/06/17	04/17/17	24,978,250.00	1.36	40,333.33	24,984,956.75	24,852,600.00
FEDERAL HOME LOAN BANK AGENCY NOTES	DTD 05/12/2017 1.375% 05/28/2019	3130ABF92	AA+	Aaa	05/11/17	05/12/17	44,914,950.00	1.47	5,156.25	44,937,776.25	44,732,880.00
FHLB GLOBAL NOTE	DTD 06/03/2016 1.125% 06/21/2019	3130A8DB6	AA+	Aaa	06/02/16	06/03/16	49,979,000.00	1.14	250,000.00	49,989,163.00	49,500,550.00
FFCB BONDS	DTD 07/24/2017 1.400% 07/24/2019	3133EHSC8	AA+	Aaa	07/17/17	07/24/17	24,981,750.00	1.44	123,472.22	24,984,934.50	24,836,075.00
FREDDIE MAC GLOBAL NOTES	DTD 07/30/2012 1.250% 08/01/2019	3137EADK2	AA+	Aaa	08/07/15	08/10/15	23,123,989.46	1.50	97,279.17	23,251,915.37	23,123,008.88
FREDDIE MAC NOTES	DTD 07/19/2017 1.375% 08/15/2019	3137EAEH8	AA+	Aaa	09/26/17	09/27/17	9,978,400.00	1.49	50,416.67	9,980,454.10	9,922,410.00



Managed Account Detail of Securities Held

For the Month Ending **November 30, 2017**

SAN BERNARDINO COUNTY - 76990800

Security Type/Description Dated Date/Coupon/Maturity	CUSIP	S&P Rating	Moody's Rating	Trade Date	Settle Date	Original Cost	YTM at Cost	Accrued Interest	Amortized Cost	Market Value
Federal Agency Bond / Note										
FREDDIE MAC NOTES DTD 07/19/2017 1.375% 08/15/2019	3137EAEH8	AA+	Aaa	07/18/17	07/19/17	74,889,750.00	1.45	378,125.00	74,909,190.00	74,418,075.00
FNMA NOTES DTD 09/02/2016 1.000% 08/28/2019	3135G0P49	AA+	Aaa	08/31/16	09/02/16	49,922,000.00	1.05	129,166.67	49,954,251.00	49,294,450.00
FREDDIE MAC GLOBAL NOTES DTD 10/02/2012 1.250% 10/02/2019	3137EADM8	AA+	Aaa	09/26/17	09/27/17	9,949,000.00	1.51	20,486.11	9,953,456.40	9,893,380.00
FEDERAL HOME LOAN BANK NOTES DTD 10/13/2017 1.500% 10/21/2019	3130ACM92	AA+	Aaa	10/12/17	10/13/17	49,911,500.00	1.59	100,000.00	49,917,279.00	49,680,900.00
FANNIE MAE GLOBAL NOTES DTD 10/25/2016 1.000% 10/24/2019	3135GOR39	AA+	Aaa	10/21/16	10/25/16	24,933,000.00	1.09	25,694.44	24,957,339.75	24,602,775.00
FHLB NOTES DTD 11/17/2016 1.375% 11/15/2019	3130AA3R7	AA+	Aaa	11/16/16	11/17/16	34,991,950.00	1.38	21,388.89	34,994,699.60	34,612,900.00
FHLB NOTES DTD 12/30/2013 2.375% 12/13/2019	3130AJR2	AA+	Aaa	11/16/17	11/17/17	25,295,700.00	1.79	277,083.33	25,290,334.25	25,236,150.00
FREDDIE MAC NOTES DTD 01/17/2017 1.500% 01/17/2020	3137EAEES	AA+	Aaa	01/12/17	01/17/17	24,973,000.00	1.54	139,583.33	24,980,725.75	24,789,725.00
FNMA NOTES DTD 01/12/2015 1.625% 01/21/2020	3135GOA78	AA+	Aaa	12/02/15	12/03/15	25,004,100.00	1.62	146,701.39	25,002,239.75	24,870,425.00
FNMA NOTES DTD 02/28/2017 1.500% 02/28/2020	3135GOT29	AA+	Aaa	02/24/17	02/28/17	39,974,400.00	1.52	155,000.00	39,980,765.60	39,646,640.00
FHLMC AGENCY NOTES DTD 04/20/2017 1.375% 04/20/2020	3137EAEF2	AA+	Aaa	04/19/17	04/20/17	24,914,500.00	1.49	39,149.31	24,931,696.25	24,702,000.00
FFCB BONDS DTD 05/08/2017 1.550% 05/08/2020	3133EHJA2	AA+	Aaa	05/02/17	05/08/17	24,986,275.00	1.57	24,756.94	24,988,807.00	24,778,550.00
FNMA NOTES DTD 08/01/2017 1.500% 07/30/2020	3135GOT60	AA+	Aaa	07/28/17	08/01/17	74,772,750.00	1.60	375,000.00	74,797,514.25	74,123,775.00
FHLB NOTES DTD 09/08/2017 1.375% 09/28/2020	3130ACE26	AA+	Aaa	09/07/17	09/08/17	39,871,600.00	1.48	96,250.00	39,881,012.00	39,358,160.00



Managed Account Detail of Securities Held

For the Month Ending **November 30, 2017**

SAN BERNARDINO COUNTY - 76990800

Security Type/Description	Dated Date/Coupon/Maturity	CUSIP	S&P Rating	Moody's Rating	Trade Date	Settle Date	Original Cost	YTM at Cost	Accrued Interest	Amortized Cost	Market Value
FHLMC NOTES	3137EAEK1	50,000,000.00	AA+	Aaa	11/14/17	11/15/17	49,952,000.00	1.91	41,666.67	49,952,695.00	49,810,500.00
DTD 11/15/2017 1.875% 11/17/2020											
Security Type Sub-Total		1,758,672,000.00					1,756,356,871.96	1.24	5,076,456.60	1,757,780,826.78	1,748,765,284.31
Corporate Note											
BERKSHIRE HATHAWAY FIN (FLOATING)	084664CD1	15,000,000.00	AA	Aa2	06/06/16	06/09/16	15,028,560.00	0.82	34,513.96	15,002,351.85	15,005,160.00
DTD 01/15/2015 1.657% 01/12/2018											
BERKSHIRE HATHAWAY INC GLOBAL NOTES	084670BX5	10,000,000.00	AA	Aa2	08/08/16	08/15/16	9,998,800.00	1.16	33,861.11	9,999,573.70	9,960,430.00
DTD 08/15/2016 1.150% 08/15/2018											
MICROSOFT CORP NOTES	594918BF0	1,000,000.00	AAA	Aaa	10/30/15	11/04/15	1,001,640.00	1.24	1,011.11	1,000,511.05	995,742.00
DTD 11/03/2015 1.300% 11/03/2018											
MICROSOFT CORP NOTES	594918BF0	1,000,000.00	AAA	Aaa	10/30/15	11/04/15	1,001,670.00	1.24	1,011.11	1,000,520.39	995,742.00
DTD 11/03/2015 1.300% 11/03/2018											
MICROSOFT CORP NOTES	594918BF0	3,500,000.00	AAA	Aaa	10/30/15	11/04/15	3,505,425.00	1.25	3,538.89	3,501,690.57	3,485,097.00
DTD 11/03/2015 1.300% 11/03/2018											
MICROSOFT CORP NOTES	594918BF0	4,500,000.00	AAA	Aaa	10/30/15	11/04/15	4,506,750.00	1.25	4,550.00	4,502,103.53	4,480,839.00
DTD 11/03/2015 1.300% 11/03/2018											
MICROSOFT CORP NOTES	594918BF0	5,000,000.00	AAA	Aaa	10/30/15	11/04/15	5,007,050.00	1.25	5,055.56	5,002,197.05	4,978,710.00
DTD 11/03/2015 1.300% 11/03/2018											
MICROSOFT CORP NOTES	594918BF0	5,000,000.00	AAA	Aaa	10/30/15	11/04/15	5,007,750.00	1.25	5,055.56	5,002,415.10	4,978,710.00
DTD 11/03/2015 1.300% 11/03/2018											
MICROSOFT CORP NOTES	594918BF0	5,000,000.00	AAA	Aaa	10/30/15	11/04/15	5,008,500.00	1.24	5,055.56	5,002,648.65	4,978,710.00
DTD 11/03/2015 1.300% 11/03/2018											
MICROSOFT CORP NOTES	594918BN3	20,000,000.00	AAA	Aaa	08/01/16	08/08/16	19,979,400.00	1.14	69,055.56	19,988,338.20	19,739,080.00
DTD 08/08/2016 1.100% 08/08/2019											
WAL-MART STORES INC CORP NOTE	931142DY6	7,000,000.00	AA	Aa2	10/11/17	10/20/17	6,999,860.00	1.75	13,951.39	6,999,865.18	6,979,126.00
DTD 10/20/2017 1.750% 10/09/2019											
MICROSOFT CORP	594918BV5	15,000,000.00	AAA	Aaa	01/30/17	02/06/17	14,989,950.00	1.87	88,645.83	14,992,641.30	14,939,655.00
DTD 02/06/2017 1.850% 02/06/2020											



Managed Account Detail of Securities Held

For the Month Ending **November 30, 2017**

SAN BERNARDINO COUNTY - 76990800

Security Type/Description	Dated Date/Coupon/Maturity	CUSIP	S&P Rating	Moody's Rating	Trade Date	Settle Date	Original Cost	YTM at Cost	Accrued Interest	Amortized Cost	Market Value
Corporate Note											
US BANK NA CORPORATE BOND (CALLABLE)	90331HNG4	40,000,000.00	AA-	A1	10/19/17	10/24/17	39,992,000.00	2.06	84,277.78	39,992,265.20	39,826,960.00
DTD 10/24/2017 2.050% 10/23/2020											
JOHNSON & JOHNSON CORP NOTE	478160CH5	3,000,000.00	AAA	Aaa	11/08/17	11/10/17	2,996,790.00	1.99	3,412.50	2,996,850.87	2,989,566.00
DTD 11/10/2017 1.950% 11/10/2020											
Security Type Sub-Total		135,000,000.00					135,024,145.00	1.53	352,995.92	134,983,972.64	134,333,527.00
Commercial Paper											
JP MORGAN SECURITIES LLC COMM PAPER	46640PZ14	50,000,000.00	A-1	P-1	05/23/17	05/23/17	49,653,333.33	1.31	0.00	50,000,000.00	49,998,300.00
DTD 03/06/2017 0.000% 12/01/2017											
NATIXIS NY BRANCH COMM PAPER	63873IZ11	50,000,000.00	A-1	P-1	11/30/17	11/30/17	49,998,500.00	1.08	0.00	50,000,000.00	49,998,450.00
DTD 11/15/2017 0.000% 12/01/2017											
JP MORGAN SECURITIES LLC COMM PAPER	46640PZ48	25,000,000.00	A-1	P-1	07/05/17	07/05/17	24,855,388.89	1.38	0.00	24,997,145.75	24,996,625.00
DTD 03/08/2017 0.000% 12/04/2017											
TOYOTA MOTOR CREDIT CORP COMM PAPER	89233GZL3	50,000,000.00	A-1+	P-1	10/27/17	10/27/17	49,908,500.00	1.22	0.00	49,967,805.50	49,967,700.00
-- 0.000% 12/20/2017											
BANK OF TOKYO MITSUBISHI UFJ COMM PAPER	06538BZL0	150,000,000.00	A-1	P-1	11/28/17	11/28/17	149,880,833.33	1.30	0.00	149,897,083.50	149,892,150.00
DTD 07/19/2017 0.000% 12/20/2017											
AMERICAN HONDA FINANCE COMM PAPER	02665JZN3	45,000,000.00	A-1	P-1	09/21/17	09/22/17	44,861,225.00	1.22	0.00	44,967,974.85	44,967,735.00
-- 0.000% 12/22/2017											
JP MORGAN SECURITIES LLC COMM PAPER	46640PZV8	25,000,000.00	A-1	P-1	04/03/17	04/03/17	24,724,375.00	1.49	0.00	24,971,416.75	24,973,925.00
-- 0.000% 12/29/2017											
TOYOTA MOTOR CREDIT CORP COMM PAPER	89233GZV1	42,000,000.00	A-1+	P-1	04/03/17	04/03/17	41,571,600.00	1.37	0.00	41,955,573.24	41,959,554.00
-- 0.000% 12/29/2017											
TOYOTA MOTOR CREDIT CORP COMM PAPER	89233HA20	50,000,000.00	A-1+	P-1	10/13/17	10/16/17	49,866,750.00	1.23	0.00	49,945,333.50	49,944,500.00
DTD 04/07/2017 0.000% 01/02/2018											



Managed Account Detail of Securities Held

For the Month Ending **November 30, 2017**

SAN BERNARDINO COUNTY - 76990800

Security Type/Description Dated Date/Coupon/Maturity	CUSIP	S&P Rating	Moody's Rating	Trade Date	Settle Date	Original Cost	YTM at Cost	Accrued Interest	Amortized Cost	Market Value
Commercial Paper										
BNP PARIBAS NY BRANCH COMM PAPER DTD 07/03/2017 0.000% 01/03/2018	09659CA32	A-1	P-1	10/30/17	10/30/17	29,936,083.33	1.18	0.00	29,967,549.90	29,966,730.00
GE CAPITAL TREASURY LLC COMM PAPER -- 0.000% 01/03/2018	36164KA35	A-1+	P-1	09/01/17	09/01/17	49,781,277.78	1.28	0.00	49,941,791.50	49,939,800.00
GE CAPITAL TREASURY LLC COMM PAPER -- 0.000% 01/08/2018	36164KA84	A-1+	P-1	09/05/17	09/05/17	24,888,888.89	1.29	0.00	24,966,222.25	24,965,275.00
TOYOTA MOTOR CREDIT CORP COMM PAPER -- 0.000% 02/01/2018	89233HB11	A-1+	P-1	09/05/17	09/05/17	34,810,231.94	1.32	0.00	34,921,036.15	34,919,570.00
JP MORGAN SECURITIES LLC COMM PAPER DTD 07/31/2017 0.000% 03/01/2018	46640OC17	A-1	P-1	08/10/17	08/11/17	49,593,194.44	1.46	0.00	49,818,750.00	49,821,550.00
Security Type Sub-Total						674,330,181.93	1.29	0.00	676,317,682.89	676,311,864.00
Certificate of Deposit										
RABOBANK NEDERLAND NV NY CERT DEPOS DTD 07/07/2017 1.290% 12/01/2017	21685VA25	A-1	P-1	07/05/17	07/07/17	50,000,000.00	1.29	263,375.00	50,000,000.00	50,000,240.00
ROYAL BANK OF CANADA NY FLOATING CD DTD 12/08/2016 1.617% 12/08/2017	78009NL61	A-1+	P-1	12/06/16	12/08/16	25,000,000.00	1.27	94,337.83	25,000,000.00	25,002,525.00
SWEDBANK NY CERT DEPOS DTD 10/27/2017 1.210% 12/20/2017	87019U5A3	A-1+	P-1	10/27/17	10/27/17	50,000,000.00	1.21	58,819.44	50,000,000.00	49,996,189.00
BANK OF MONTREAL CHICAGO FLOATING CD DTD 07/10/2017 1.353% 01/02/2018	06371EEF0	A-1	P-1	07/07/17	07/10/17	25,000,000.00	1.33	27,254.56	25,000,000.00	24,995,125.00
BANK OF MONTREAL CHICAGO CERT DEPOS DTD 08/07/2017 1.360% 01/03/2018	06371EHY6	A-1	P-1	08/04/17	08/07/17	25,000,000.00	1.36	109,555.56	25,000,000.00	25,000,892.50
SVENSKA HANDELSBANKEN NY CERT DEPOS DTD 08/07/2017 1.330% 01/03/2018	869581SP5	A-1+	P-1	08/04/17	08/07/17	25,000,000.00	1.33	107,138.89	25,000,000.00	24,999,490.50
US BANK NA CERT DEPOS DTD 07/27/2017 1.290% 01/03/2018	90333VUG3	A-1+	P-1	07/26/17	07/27/17	100,000,000.00	1.29	455,083.33	100,000,000.00	99,990,292.00



Managed Account Detail of Securities Held

For the Month Ending **November 30, 2017**

SAN BERNARDINO COUNTY - 76990800

Security Type/Description	Dated Date/Coupon/Maturity	CUSIP	S&P Rating	Moody's Rating	Trade Date	Settle Date	Original Cost	YTM at Cost	Accrued Interest	Amortized Cost	Market Value
Certificate of Deposit											
NORDEA BANK FINLAND NY CERT DEPOS	DTD 10/30/2017 1.290% 01/24/2018	65590AND4	A-1+	P-1	10/30/17	10/30/17	60,000,000.00	1.29	68,800.00	60,000,000.00	59,983,260.00
SVENSKA HANDELSBANKEN NY CERT DEPOS	DTD 11/30/2017 1.330% 01/31/2018	86958JWC9	A-1+	P-1	11/28/17	11/30/17	50,000,000.00	1.33	1,847.22	50,000,000.00	49,988,782.00
TORONTO DOMINION BANK NY CERT DEPOS	DTD 10/31/2017 1.370% 02/01/2018	89113XLB8	A-1+	P-1	10/31/17	10/31/17	50,000,000.00	1.37	58,986.11	50,000,000.00	49,994,568.00
NORDEA BANK AB CERT DEPOS	DTD 09/27/2017 1.300% 02/01/2018	65590ALLU8	A-1+	P-1	09/26/17	09/27/17	75,000,000.00	1.30	176,041.67	75,000,000.00	74,972,712.00
BANK OF MONTREAL CHICAGO	DTD 06/01/2017 1.380% 03/01/2018	06427KZR1	A-1	P-1	06/01/17	06/01/17	25,000,000.00	1.38	175,375.00	25,000,000.00	24,993,728.50
BANK OF NOVA SCOTIA CERT DEPOS	DTD 06/01/2017 1.370% 03/01/2018	06417GUZ9	A-1	P-1	06/01/17	06/01/17	25,000,000.00	1.37	174,104.17	25,000,000.00	24,993,103.50
WESTPAC BANKING CORP CD (FLOATING)	DTD 03/08/2017 1.564% 03/08/2018	96121T3A4	A-1+	P-1	03/07/17	03/08/17	50,000,000.00	1.19	49,968.78	50,000,000.00	50,043,350.00
CBA AUSTRALIA NY FLOATING CERT DEPOS	DTD 03/23/2017 1.648% 03/23/2018	20271EMG1	A-1+	P-1	03/17/17	03/23/17	50,000,000.00	1.30	16,017.36	50,000,000.00	49,985,000.00
WESTPAC BANKING CORP CD (FLOATING)	DTD 03/24/2017 1.629% 03/26/2018	96121T3E6	A-1+	P-1	03/23/17	03/24/17	25,000,000.00	0.66	5,593.08	25,000,000.00	25,020,975.00
TORONTO DOMINION BANK NY CERT DEPOS	DTD 04/03/2017 1.500% 04/02/2018	89113WFF43	A-1+	P-1	04/03/17	04/03/17	50,000,000.00	1.50	504,166.67	50,000,000.00	49,977,361.50
BANK OF MONTREAL CHICAGO (FLOAT) CD	DTD 04/11/2017 1.526% 05/10/2018	06427KWW5	A-1	P-1	04/10/17	04/11/17	50,000,000.00	1.29	44,510.09	50,000,000.00	49,993,000.00
ROYAL BANK OF CANADA NY CD (FLOAT)	DTD 05/25/2017 1.509% 05/25/2018	78009NT89	A-1+	P-1	05/24/17	05/25/17	25,000,000.00	1.21	6,159.89	25,000,000.00	25,007,375.00
COOPERATIVE RABOBANK U.A. CERT DEPOS	DTD 05/05/2017 1.480% 06/01/2018	21684B2C7	A-1	P-1	05/03/17	05/05/17	25,000,000.00	1.48	215,833.33	25,000,000.00	24,970,572.50



Managed Account Detail of Securities Held

For the Month Ending **November 30, 2017**

SAN BERNARDINO COUNTY - 76990800

Security Type/Description	Dated Date/Coupon/Maturity	CUSIP	S&P Rating	Moody's Rating	Trade Date	Settle Date	Original Cost	YTM at Cost	Accrued Interest	Amortized Cost	Market Value
Certificate of Deposit											
WESTPAC BANKING CORP NY FLOATING CD	96121T3M8		A-1+	P-1	06/01/17	06/02/17	50,000,000.00	1.32	180,244.46	50,000,000.00	50,028,300.00
DTD 06/02/2017 1.426% 06/01/2018											
SVENSKA HANDELSBANKEN NY	86958JWES		A-1+	P-1	11/30/17	12/04/17	50,000,000.00	1.50	0.00	50,000,000.00	50,000,000.00
FLOATING CD											
DTD 12/04/2017 1.492% 06/01/2018											
ROYAL BANK OF CANADA NY FLOAT CERT	78009NU46		A-1+	P-1	06/08/17	06/12/17	25,000,000.00	1.36	80,018.33	25,000,000.00	25,013,550.00
DEPOS											
DTD 06/12/2017 1.440% 06/12/2018											
ROYAL BANK OF CANADA NY FLOAT CERT	78009NV60		A-1+	P-1	06/26/17	06/28/17	50,000,000.00	1.42	129,851.56	50,000,000.00	49,976,500.00
DEPOS											
DTD 06/28/2017 1.461% 06/28/2018											
BANK OF MONTREAL CHICAGO CERT DEPOS	06371EDH7		A-1	P-1	07/03/17	07/03/17	25,000,000.00	1.40	146,805.56	25,000,000.00	24,954,193.25
DTD 07/03/2017 1.400% 07/02/2018											
WESTPAC BANKING CORP NY FLOATING CD	96121T3P1		A-1+	P-1	07/06/17	07/07/17	25,000,000.00	1.39	59,375.00	25,000,000.00	25,008,650.00
DTD 07/07/2017 1.425% 07/02/2018											
BANK OF NOVA SCOTIA HOUSTON	06417GZQ4		A-1	P-1	10/18/17	10/19/17	25,000,000.00	1.41	12,074.40	25,000,000.00	24,978,250.00
FLOATING CD											
DTD 10/19/2017 1.453% 07/19/2018											
CBA AUSTRALIA NY FLOATING CERT DEPOS	20271EML0		A-1+	P-1	07/21/17	07/25/17	50,000,000.00	1.38	58,005.83	50,000,000.00	49,926,500.00
DTD 07/25/2017 1.392% 08/01/2018											
TORONTO DOMINION BANK NY FLOATING	89113W5C6		A-1+	P-1	07/06/17	07/07/17	50,000,000.00	1.42	48,070.67	50,000,000.00	50,006,250.00
CD											
DTD 07/07/2017 1.442% 08/06/2018											
BANK OF NOVA SCOTIA HOUSTON	06417GYW2		A-1	P-1	09/25/17	09/26/17	25,000,000.00	1.45	5,280.58	25,000,000.00	24,965,125.00
FLOATING CD											
DTD 09/26/2017 1.539% 09/26/2018											
Security Type Sub-Total			1,235,000,000.00				1,235,000,000.00	1.33	3,332,694.37	1,235,000,000.00	1,234,765,860.25
Bank Deposit Account											
STONECASTLE FICA	FICAMF003		NR	NR	08/20/14	08/20/14	50,000,000.00	0.95	0.00	50,000,000.00	50,000,000.00



Managed Account Detail of Securities Held

For the Month Ending **November 30, 2017**

SAN BERNARDINO COUNTY - 76990800

Security Type/Description	Dated Date/Coupon/Maturity	CUSIP	S&P Rating	Moody's Rating	Trade Date	Settle Date	Original Cost	YTM at Cost	Accrued Interest	Amortized Cost	Market Value
Bank Deposit Account											
Security Type Sub-Total							50,000,000.00	0.95	0.00	50,000,000.00	50,000,000.00
Managed Account Sub-Total							5,988,692,260.04	1.32	13,383,152.91	5,993,191,041.76	5,972,696,204.41
Securities Sub-Total							\$5,988,692,260.04	1.32%	\$13,383,152.91	\$5,993,191,041.76	\$5,972,696,204.41
Accrued Interest											\$13,383,152.91
Total Investments											\$5,986,079,357.32

Bolded items are forward settling trades.



Managed Account Fair Market Value & Analytics

For the Month Ending November 30, 2017

SAN BERNARDINO COUNTY - 76990800

Security Type/Description	Dated Date/Coupon/Maturity	CUSIP	Par	Broker	Next Call Date	Market Price	Market Value	Unreal G/L On Cost	Unreal G/L Amort Cost	Effective Duration	Duration to Worst at Mkt	YTM
U.S. Treasury Bond / Note												
US TREASURY NOTES	DTD 02/29/2012 1.375% 02/28/2019	912828SH4	25,000,000.00	TOR DOM		99.55	24,887,700.00	(159,175.00)	(130,389.00)	1.23	1.23	1.74
US TREASURY NOTES	DTD 02/28/2014 1.500% 02/28/2019	912828C24	50,000,000.00	BARCLAYS		99.71	49,853,500.00	(753,921.88)	(471,677.50)	1.23	1.23	1.74
US TREASURY NOTES	DTD 03/31/2014 1.625% 03/31/2019	912828C65	25,000,000.00	TOR DOM		99.83	24,958,000.00	(252,937.50)	(126,175.25)	1.31	1.31	1.75
US TREASURY NOTES	DTD 04/15/2016 0.875% 04/15/2019	912828O52	25,000,000.00	BMO		98.81	24,703,125.00	(94,726.56)	(117,843.50)	1.36	1.36	1.75
UNITED STATES TREASURY NOTES	DTD 05/31/2017 1.250% 05/31/2019	912828X54	25,000,000.00	BARCLAYS		99.26	24,815,425.00	(162,114.06)	(167,386.50)	1.48	1.48	1.75
UNITED STATES TREASURY NOTES	DTD 05/31/2017 1.250% 05/31/2019	912828X54	25,000,000.00	JEFFERIE		99.26	24,815,425.00	(119,245.31)	(126,212.50)	1.48	1.48	1.75
US TREASURY NOTES	DTD 05/31/2012 1.125% 05/31/2019	912828SX9	50,000,000.00	BNP		99.09	49,542,950.00	(257,831.25)	(319,327.50)	1.48	1.48	1.75
US TREASURY NOTES	DTD 06/15/2016 0.875% 06/15/2019	912828R85	25,000,000.00	TD SEC U		98.66	24,665,050.00	4,893.75	(123,061.50)	1.51	1.51	1.76
US TREASURY NOTES	DTD 07/02/2012 1.000% 06/30/2019	912828TC4	50,000,000.00	DAIWA		98.83	49,416,000.00	(214,859.38)	(324,350.00)	1.56	1.56	1.75
US TREASURY NOTES	DTD 06/30/2014 1.625% 06/30/2019	912828WS5	50,000,000.00	TD		99.77	49,884,750.00	(359,390.63)	(308,831.50)	1.55	1.55	1.77
US TREASURY NOTES	DTD 06/30/2014 1.625% 06/30/2019	912828WS5	50,000,000.00	BMO		99.77	49,884,750.00	(326,187.50)	(283,667.50)	1.55	1.55	1.77
TREASURY N/B	DTD 09/15/2016 0.875% 09/15/2019	912828G4	25,000,000.00	BARCLAYS		98.39	24,597,650.00	(124,029.69)	(151,258.75)	1.76	1.76	1.79
US TREASURY NOTES	DTD 10/31/2014 1.500% 10/31/2019	912828F62	25,000,000.00	MERRILL		99.45	24,861,325.00	(107,425.00)	(117,700.75)	1.88	1.88	1.80
US TREASURY NOTES	DTD 10/31/2014 1.500% 10/31/2019	912828F62	25,000,000.00	DAIWA		99.45	24,861,325.00	(38,089.06)	(40,060.00)	1.88	1.88	1.80
US TREASURY NOTES	DTD 11/30/2012 1.000% 11/30/2019	912828UB4	25,000,000.00	BMO		98.45	24,613,275.00	(287,115.63)	(320,995.50)	1.97	1.97	1.79
TREASURY N/B	DTD 12/15/2016 1.375% 12/15/2019	912828U73	25,000,000.00	SOC GEN		99.14	24,786,125.00	(162,117.19)	(166,319.75)	1.99	1.99	1.80
US TREASURY NOTES	DTD 03/02/2015 1.375% 02/29/2020	912828J50	25,000,000.00	BNP DIR		98.98	24,746,100.00	(112,298.44)	(149,792.00)	2.19	2.19	1.84



Managed Account Fair Market Value & Analytics

For the Month Ending November 30, 2017

SAN BERNARDINO COUNTY - 76990800

Security Type/Description	Dated Date/Coupon/Maturity	CUSIP	Par	Broker	Next Call Date	Market Price	Market Value	Unreal G/L On Cost	Unreal G/L Amort Cost	Effective Duration	Duration to Worst at Mkt	YTM
U.S. Treasury Bond / Note												
US TREASURY NOTES	DTD 04/30/2015 1.375% 04/30/2020	912828K58	50,000,000.00	MORGANST		98.86	49,427,750.00	(248,031.25)	(334,129.00)	2.36	2.36	1.86
US TREASURY NOTES	DTD 08/16/2010 2.625% 08/15/2020	912828NT3	25,000,000.00	BNP DIR		101.94	25,485,350.00	(236,329.69)	(54,111.75)	2.59	2.59	1.89
US TREASURY NOTES	DTD 10/31/2013 1.750% 10/31/2020	912828WC0	50,000,000.00	BARCLAYS		99.55	49,777,350.00	(218,743.75)	(218,918.50)	2.83	2.83	1.91
US TREASURY NOTES	DTD 11/30/2015 1.625% 11/30/2020	912828M98	25,000,000.00	BARCLAYS		99.13	24,782,225.00	26,365.62	(30,602.00)	2.91	2.91	1.93
US TREASURY N/B	DTD 02/29/2016 1.125% 02/28/2021	912828P87	25,000,000.00	BARCLAYS		97.36	24,338,875.00	(35,148.44)	(35,667.25)	3.16	3.16	1.97
US TREASURY NOTES	DTD 05/31/2016 1.375% 05/31/2021	912828R77	25,000,000.00	RBC CAP		97.88	24,470,700.00	135,739.06	(922.25)	3.39	3.39	2.00
US TREASURY NOTES	DTD 06/02/2014 2.000% 05/31/2021	912828WN6	50,000,000.00	BARCLAYS		100.00	50,000,000.00	(447,265.63)	(351,762.00)	3.36	3.36	2.00
US TREASURY N/B	DTD 09/30/2016 1.125% 09/30/2021	912828T34	25,000,000.00	MIZUHO		96.61	24,153,325.00	(44,917.19)	(45,473.25)	3.72	3.72	2.05
US TREASURY NOTES	DTD 12/01/2014 1.875% 11/30/2021	912828G53	25,000,000.00	BMO		99.37	24,842,775.00	108,400.00	59,605.25	3.83	3.83	2.04
US TREASURY NOTES	DTD 02/02/2015 1.500% 01/31/2022	912828H86	50,000,000.00	TD SEC U		97.70	48,847,650.00	68,353.12	(118,455.00)	3.99	3.99	2.08
US TREASURY N/B NOTES	DTD 02/28/2017 1.875% 02/28/2022	912828W55	25,000,000.00	CITIGRP		99.10	24,775,400.00	(47,842.19)	(47,955.50)	4.04	4.04	2.10
US TREASURY N/B NOTES	DTD 11/02/2015 1.875% 10/31/2022	912828M49	25,000,000.00	BMO_DIR		98.75	24,686,525.00	(52,732.81)	(52,873.50)	4.66	4.66	2.14
Security Type Sub-Total			950,000,000.00				941,480,400.00	(4,518,723.48)	(4,676,313.75)	2.32	2.32	1.86
Supra-National Agency Bond / Note												
INTL BANK OF RECON AND DEV GLOBAL NOTES	DTD 04/10/2014 1.375% 04/10/2018	459058DNO	25,000,000.00	DEUTSCHE		99.88	24,970,000.00	(170,000.00)	(54,269.75)	0.36	0.36	1.71
INTL BANK OF RECON AND DEV GLOBAL NOTES	DTD 04/30/2015 1.000% 06/15/2018	459058EJ8	25,000,000.00	TOR DOM		99.68	24,920,500.00	122,050.00	(35,161.50)	0.53	0.53	1.59



Managed Account Fair Market Value & Analytics

For the Month Ending November 30, 2017

SAN BERNARDINO COUNTY - 76990800

Security Type/Description	Dated Date/Coupon/Maturity	CUSIP	Par	Broker	Next Call Date	Market Price	Market Value	Unreal G/L On Cost	Unreal G/L Amort Cost	Effective Duration	Duration to Worst at Mkt	YTM
Supra-National Agency Bond / Note												
INTL BANK OF RECON AND DEV GLOBAL NOTES		459058EJ8	25,000,000.00	DEUTSCHE		99.68	24,920,500.00	122,000.00	(35,172.50)	0.53	0.53	1.59
DTD 04/30/2015 1.000% 06/15/2018												
INTL BANK OF RECON AND DEV GLOBAL NOTES		459058EJ8	40,000,000.00	BMO		99.68	39,872,800.00	(135,600.00)	(129,426.40)	0.53	0.53	1.59
DTD 04/30/2015 1.000% 06/15/2018												
INTL BANK OF RECON AND DEV GLOBAL NOTES		459058EJ8	50,000,000.00	BARCLAYS		99.68	49,841,000.00	(73,500.00)	(144,035.50)	0.53	0.53	1.59
DTD 04/30/2015 1.000% 06/15/2018												
INTL BANK OF RECON AND DEV SN NOTES		459058FE8	25,000,000.00	BNP DIR		99.52	24,879,900.00	(9,906.75)	(87,421.00)	0.63	0.63	1.64
DTD 04/19/2016 0.875% 07/19/2018												
INTL BANK OF RECON AND DEV SN NOTES		459058FE8	50,000,000.00	BKWEST		99.52	49,759,800.00	(151,700.00)	(215,069.00)	0.63	0.63	1.64
DTD 04/19/2016 0.875% 07/19/2018												
INTER-AMERICAN DEVELOPMENT BANK		4581X0BR8	25,000,000.00	BKWEST		100.06	25,013,925.00	(356,664.25)	(108,721.50)	0.72	0.72	1.67
DTD 08/24/2011 1.750% 08/24/2018												
INTL BANK OF RECON AND DEV GLOBAL NOTES		459058ER0	50,000,000.00	BK AMER		99.46	49,730,650.00	(184,350.00)	(245,113.00)	0.84	0.84	1.64
DTD 10/07/2015 1.000% 10/05/2018												
INTL BK OF REC & DEV NOTE (EX-CALLABLE)		459058FC2	25,000,000.00	DEUTSCHE		99.18	24,794,275.00	(153,225.00)	(180,922.50)	1.38	1.38	1.85
DTD 04/26/2016 1.250% 04/26/2019												
INTER-AMERICAN DEVELOPMENT BANK		458182DX7	25,000,000.00	BNP DIR		98.78	24,695,275.00	(147,600.00)	(227,099.25)	1.43	1.43	1.85
DTD 04/12/2016 1.000% 05/13/2019												
INTER-AMERICAN DEVELOPMENT BANK		458182DX7	100,000,000.00	BMO		98.78	98,781,100.00	(918,900.00)	(1,076,601.00)	1.43	1.43	1.85
DTD 04/12/2016 1.000% 05/13/2019												
INTL BANK OF RECON AND DEV		45905UUV4	50,000,000.00	TOR DOM		98.90	49,448,000.00	(552,000.00)	(552,000.00)	1.61	1.61	2.11
DTD 01/25/2016 1.430% 07/25/2019												
INTL BANK OF RECON AND DEV GLOBAL NOTES		459058EV1	25,000,000.00	BARCLAYS		98.98	24,746,125.00	(133,125.00)	(196,043.50)	1.62	1.62	1.88
DTD 01/28/2016 1.250% 07/26/2019												
INTL BANK OF RECON AND DEV SN NOTE		459058FK4	50,000,000.00	TOR DOM		98.31	49,153,100.00	(754,400.00)	(795,462.50)	1.68	1.68	1.89
DTD 07/13/2016 0.875% 08/15/2019												
INTER-AMERICAN DEVELOPMENT BANK		4581X0CR7	25,000,000.00	DEUTSCHE		98.76	24,689,250.00	38,250.00	(138,657.50)	1.84	1.84	1.93
DTD 10/15/2015 1.250% 10/15/2019												



Managed Account Fair Market Value & Analytics

For the Month Ending **November 30, 2017**

SAN BERNARDINO COUNTY - 76990800

Security Type/Description	Dated Date/Coupon/Maturity	CUSIP	Par	Broker	Next Call Date	Market Price	Market Value	Unreal G/L On Cost	Unreal G/L Amort Cost	Effective Duration	Duration to Worst at Mkt	YTM
Supra-National Agency Bond / Note												
INTER-AMERICAN DEVELOPMENT BANK DTD 10/15/2015 1.250% 10/15/2019	4581X0CR7	25,000,000.00	TOR DOM			98.76	24,689,250.00	(56,750.00)	(175,746.50)	1.84	1.84	1.93
INTL BANK OF RECON AND DEV GLOBAL NOTES	459058FS7	50,000,000.00	CITIGRP			98.43	49,217,300.00	(677,200.00)	(714,130.50)	1.96	1.96	1.93
DTD 10/27/2016 1.125% 11/27/2019												
INTL BANK OF RECON AND DEV GLOBAL NOTES	459058FA6	25,000,000.00	TOR DOM			98.49	24,622,225.00	(301,275.00)	(332,672.75)	2.28	2.28	2.04
DTD 03/30/2016 1.375% 03/30/2020												
INTL BK RECON & DEVELOP NOTES	459058FZ1	25,000,000.00	BNP			99.71	24,928,300.00	(49,950.00)	(54,908.00)	2.32	2.32	2.00
DTD 03/21/2017 1.875% 04/21/2020												
INTER-AMERICAN DEVEL BK NOTE	4581X0CX4	25,000,000.00	RBC			99.17	24,791,850.00	(148,900.00)	(161,007.50)	2.39	2.39	1.97
DTD 04/12/2017 1.625% 05/12/2020												
INTL BANK OF RECON AND DEV GLOBAL NOTES	459058GA5	25,000,000.00	JPMCHASE			98.97	24,741,400.00	(253,350.00)	(253,795.75)	2.67	2.67	2.01
DTD 08/29/2017 1.625% 09/04/2020												
Security Type Sub-Total			790,000,000.00			783,206,525.00	(4,946,096.00)	(5,913,437.40)	1.32	1.32	1.32	1.81

NOW Account

BANK OF THE WEST MONEY MARKET FUND	BKOFWEST7	15,000,000.00	DIRECT			1.00	15,000,000.00	0.00	0.00	0.00	0.00	1.24
BANK OF THE WEST MONEY MARKET FUND	BKOFWEST7	20,000,000.00	DIRECT			1.00	20,000,000.00	0.00	0.00	0.00	0.00	1.24
BANK OF THE WEST MONEY MARKET FUND	BKOFWEST7	35,000,000.00	DIRECT			1.00	35,000,000.00	0.00	0.00	0.00	0.00	1.24
BANK OF THE WEST MONEY MARKET FUND	BKOFWEST7	50,000,000.00	DIRECT			1.00	50,000,000.00	0.00	0.00	0.00	0.00	1.24
BANK OF THE WEST MONEY MARKET FUND	BKOFWEST7	80,000,000.00	DIRECT			1.00	80,000,000.00	0.00	0.00	0.00	0.00	1.24
Security Type Sub-Total		200,000,000.00				200,000,000.00	0.00	0.00	0.00	0.00	0.00	1.24

Money Market Fund

FIDELITY GOVT MM FUND 2642	31607A703	1,000,000.00				1.00	1,000,000.00	0.00	0.00	0.00	0.00	0.97
FEDERATED GOVT OBLIGATIONS FUND	608919718	1,000,000.00				1.00	1,000,000.00	0.00	0.00	0.00	0.00	0.94
Security Type Sub-Total		2,000,000.00				2,000,000.00	0.00	0.00	0.00	0.00	0.00	0.96

Joint Powers Authority



Managed Account Fair Market Value & Analytics

For the Month Ending **November 30, 2017**

SAN BERNARDINO COUNTY - 76990800

Security Type/Description	Dated Date/Coupon/Maturity	CUSIP	Par	Broker	Next Call Date	Market Price	Market Value	Unreal G/L On Cost	Unreal G/L Amort Cost	Effective Duration	Duration to Worst at Mkt	YTM
Joint Powers Authority												
CALIFORNIA ASSET MANAGEMENT PROGRAM	CAMPMF025	CAMPMF025	18,000,000.00	DIRECT		1.00	18,000,000.00	0.00	0.00	0.00	0.00	1.20
CALIFORNIA ASSET MANAGEMENT PROGRAM	CAMPMF025	CAMPMF025	24,000,000.00	DIRECT		1.00	24,000,000.00	0.00	0.00	0.00	0.00	1.20
CALIFORNIA ASSET MANAGEMENT PROGRAM	CAMPMF025	CAMPMF025	45,000,000.00	DIRECT		1.00	45,000,000.00	0.00	0.00	0.00	0.00	1.20
CALIFORNIA ASSET MANAGEMENT PROGRAM	CAMPMF025	CAMPMF025	50,000,000.00	DIRECT		1.00	50,000,000.00	0.00	0.00	0.00	0.00	1.20
CALIFORNIA ASSET MANAGEMENT PROGRAM	CAMPMF025	CAMPMF025	50,000,000.00	DIRECT		1.00	50,000,000.00	0.00	0.00	0.00	0.00	1.20
Security Type Sub-Total			187,000,000.00			1.00	187,000,000.00	0.00	0.00	0.00	0.00	1.20

Federal Agency Discount Note

FEDERAL FARM CREDIT BANKS DISC NOTE	313313C63		15,000,000.00	UBS		98.89	14,832,743.85	3,427.18	860.55	0.72	0.72	1.54
--	0.000% 08/20/2018											

Security Type Sub-Total

			15,000,000.00			98.89	14,832,743.85	3,427.18	860.55	0.72	0.72	1.54
--	--	--	----------------------	--	--	--------------	----------------------	-----------------	---------------	-------------	-------------	-------------

Federal Agency Bond / Note

FHLMC NOTES	3137EADX4		50,000,000.00	TOR DOM		99.99	49,997,150.00	48,650.00	(1,846.00)	0.04	0.04	1.13
DTD 12/11/2015 1.000% 12/15/2017												
FFCB NOTES	3133EEFE5		25,000,000.00	WELLSFAR		100.00	25,000,550.00	24,625.00	934.50	0.05	0.05	1.08
DTD 12/18/2014 1.125% 12/18/2017												
FFCB NOTES	3133EEFE5		25,000,000.00	MERRILL		100.00	25,000,550.00	24,550.00	933.25	0.05	0.05	1.08
DTD 12/18/2014 1.125% 12/18/2017												
FHLC NOTES	3130AGSW8		25,000,000.00	TOR DOM		99.99	24,998,550.00	(1,450.00)	(1,450.00)	0.05	0.05	1.11
DTD 11/20/2015 1.000% 12/19/2017												
FHLMC NOTES	3137EADN6		25,000,000.00	MORGANST		99.94	24,985,925.00	329,175.00	(5,999.75)	0.12	0.12	1.23
DTD 11/21/2012 0.750% 01/12/2018												
FHLMC NOTES	3137EADN6		25,000,000.00	BK AMER		99.94	24,985,925.00	315,675.00	(6,310.75)	0.12	0.12	1.23
DTD 11/21/2012 0.750% 01/12/2018												
FFCB NOTES	3133EFF51		25,000,000.00	WELLSFAR		99.90	24,973,950.00	(37,550.00)	(27,416.00)	0.24	0.24	1.28
DTD 02/26/2016 0.850% 02/26/2018												



Managed Account Fair Market Value & Analytics

For the Month Ending November 30, 2017

SAN BERNARDINO COUNTY - 76990800

Security Type/Description	Dated Date/Coupon/Maturity	CUSIP	Par	Broker	Next Call Date	Market Price	Market Value	Unreal G/L On Cost	Unreal G/L Amort Cost	Effective Duration	Duration to Worst at Mkt	YTM
Federal Agency Bond / Note												
FHLB NOTES	DTD 02/18/2016 0.875% 03/19/2018	3130A7CX1	25,000,000.00	BARCLAYS		99.86	24,964,175.00	(28,075.00)	(34,697.50)	0.30	0.30	1.35
FNMA NOTE	DTD 03/04/2016 0.875% 03/28/2018	3135G0J61	50,000,000.00	CITIGRP		99.85	49,923,400.00	23,400.00	(60,744.50)	0.33	0.33	1.34
FHLMC REFERENCE NOTES	DTD 04/07/2016 0.750% 04/09/2018	3137EAEA3	50,000,000.00	WELLSFAR		99.77	49,883,000.00	(38,500.00)	(102,995.50)	0.36	0.36	1.40
FFCB NOTES	DTD 04/12/2016 0.750% 04/18/2018	3133EF3B1	50,000,000.00	WELLSFAR		99.75	49,872,900.00	(59,100.00)	(114,186.00)	0.38	0.38	1.42
FHLB NOTES	DTD 02/27/2015 1.125% 04/25/2018	3130A4GJ5	30,000,000.00	MORGANST		99.88	29,964,000.00	(22,200.00)	(34,213.80)	0.40	0.40	1.42
FHLB NOTES	DTD 05/04/2015 1.000% 05/04/2018	3130A57K9	25,000,000.00	WELLSFAR		99.80	24,950,475.00	(56,025.00)	(50,457.25)	0.43	0.43	1.46
FFCB NOTES	DTD 05/11/2015 1.030% 05/11/2018	3133EEJ50	25,000,000.00	DAIWA		99.81	24,952,050.00	(28,450.00)	(45,023.00)	0.44	0.44	1.46
FFCB NOTES	DTD 05/11/2015 1.030% 05/11/2018	3133EEJ50	25,000,000.00	JPMCHASE		99.81	24,952,050.00	(2,525.00)	(41,128.50)	0.44	0.44	1.46
FHLB NOTES	DTD 05/04/2012 1.250% 06/08/2018	313379DT3	25,000,000.00	DEUTSCHE		99.87	24,968,250.00	(256,750.00)	(88,362.00)	0.52	0.52	1.49
FHLB NOTES	DTD 05/27/2016 0.875% 06/29/2018	3130A8BD4	35,000,000.00	CITIGRP		99.64	34,874,910.00	(40,740.00)	(101,575.60)	0.57	0.57	1.50
FNMA NOTES (EX-CALLABLE) GLOBAL NOTES	DTD 07/27/2016 0.875% 07/27/2018	3135G0M75	28,325,000.00	JPMCHASE		99.54	28,195,526.43	(69,991.07)	(109,829.33)	0.65	0.65	1.58
FHLB NOTES	DTD 07/08/2016 0.625% 08/07/2018	3130A8PK3	25,000,000.00	BARCLAYS		99.37	24,841,525.00	(106,475.00)	(141,308.75)	0.68	0.68	1.56
FHLB NOTES	DTD 08/07/2015 1.125% 09/14/2018	3130A6AE7	25,000,000.00	TOR DOM		99.60	24,900,800.00	(171,200.00)	(128,601.75)	0.78	0.78	1.63
FHLMC REFERENCE NOTES	DTD 09/16/2016 0.875% 10/12/2018	3137EAED7	50,000,000.00	BARCLAYS		99.33	49,663,800.00	(314,700.00)	(327,165.50)	0.86	0.86	1.66
FNMA BENCHMARK NOTE	DTD 09/01/2015 1.125% 10/19/2018	3135G0E58	12,000,000.00	ICAP		99.52	11,942,544.00	(30,096.00)	(49,570.80)	0.88	0.88	1.67
FNMA BENCHMARK NOTE	DTD 09/01/2015 1.125% 10/19/2018	3135G0E58	25,000,000.00	DEUTSCHE		99.52	24,880,300.00	(62,950.00)	(103,344.50)	0.88	0.88	1.67



Managed Account Fair Market Value & Analytics

For the Month Ending November 30, 2017

SAN BERNARDINO COUNTY - 76990800

Security Type/Description	Dated Date/Coupon/Maturity	CUSIP	Par	Broker	Next Call Date	Market Price	Market Value	Unreal G/L On Cost	Unreal G/L Amort Cost	Effective Duration	Duration to Worst at Mkt	YTM
Federal Agency Bond / Note												
FHLMC NOTES (EX-CALLABLE)	DTD 04/26/2016 1.050% 10/26/2018	3134G8YU7	50,000,000.00	JPMCHASE		99.43	49,713,300.00	(251,700.00)	(273,955.50)	0.90	0.90	1.69
FHLB NOTES	DTD 12/08/2016 1.250% 01/16/2019	3130AAE46	50,000,000.00	BK AMER		99.44	49,721,950.00	(276,050.00)	(276,888.00)	1.11	1.11	1.75
FNMA BENCHMARK NOTE	DTD 02/23/2016 1.000% 02/26/2019	3135G0J53	25,000,000.00	JPMCHASE		99.08	24,769,825.00	(171,175.00)	(205,705.00)	1.22	1.22	1.75
FHLMC NOTES (CALLABLE)	DTD 02/28/2017 1.375% 02/28/2019	3134GA6H2	25,000,000.00	MORGANST	02/28/18	99.40	24,850,675.00	(149,325.00)	(149,325.00)	1.20	1.22	1.86
FEDERAL HOME LOAN BANK NOTES	DTD 02/06/2012 1.500% 03/08/2019	3133782M2	25,000,000.00	DEUTSCHE		99.71	24,926,250.00	(125,500.00)	(106,496.75)	1.25	1.25	1.73
FEDERAL HOME LOAN BANK NOTES	DTD 02/06/2012 1.500% 03/08/2019	3133782M2	25,000,000.00	MORGANST		99.71	24,926,250.00	(126,250.00)	(108,316.50)	1.25	1.25	1.73
FHLMC NOTES	DTD 03/10/2017 1.375% 03/18/2019	3130AAXX1	75,000,000.00	CITIGRP		99.49	74,615,325.00	(210,675.00)	(272,442.00)	1.28	1.28	1.78
FREDDIE MAC NOTES	DTD 03/21/2016 1.125% 04/15/2019	3137EADZ9	25,000,000.00	JPMCHASE		99.13	24,783,475.00	(208,275.00)	(212,778.00)	1.35	1.35	1.76
FFCB BONDS	DTD 04/17/2017 1.320% 04/17/2019	3133EHFK4	25,000,000.00	MORGANST		99.41	24,852,600.00	(125,650.00)	(132,356.75)	1.36	1.36	1.75
FEDERAL HOME LOAN BANK AGENCY NOTES	DTD 05/12/2017 1.375% 05/28/2019	3130ABF92	45,000,000.00	BK AMER		99.41	44,732,880.00	(182,070.00)	(204,896.25)	1.47	1.47	1.78
FHLMC NOTES	DTD 06/03/2016 1.125% 06/21/2019	3130A8DB6	50,000,000.00	WELLSFAR		99.00	49,500,550.00	(478,450.00)	(488,613.00)	1.53	1.53	1.78
FFCB BONDS	DTD 07/24/2017 1.400% 07/24/2019	3133EHSC8	25,000,000.00	OTHER		99.34	24,836,075.00	(145,675.00)	(148,859.50)	1.61	1.61	1.80
FREDDIE MAC GLOBAL NOTES	DTD 07/30/2012 1.250% 08/01/2019	3137EADK2	23,347,000.00	MORGANST		99.04	23,123,008.88	(980.58)	(128,906.49)	1.64	1.64	1.84
FREDDIE MAC NOTES	DTD 07/19/2017 1.375% 08/15/2019	3137EAEH8	10,000,000.00	BNY		99.22	9,922,410.00	(55,990.00)	(58,044.10)	1.67	1.67	1.84
FREDDIE MAC NOTES	DTD 07/19/2017 1.375% 08/15/2019	3137EAEH8	75,000,000.00	JPM		99.22	74,418,075.00	(471,675.00)	(491,115.00)	1.67	1.67	1.84
FNMA NOTES	DTD 09/02/2016 1.000% 08/28/2019	3135G0P49	50,000,000.00	DEUTSCHE		98.59	49,294,450.00	(627,550.00)	(659,801.00)	1.71	1.71	1.83



Managed Account Fair Market Value & Analytics

For the Month Ending November 30, 2017

SAN BERNARDINO COUNTY - 76990800

Security Type/Description	Dated Date/Coupon/Maturity	CUSIP	Par	Broker	Next Call Date	Market Price	Market Value	Unreal G/L On Cost	Unreal G/L Amort Cost	Effective Duration	Duration to Worst at Mkt	YTM
Federal Agency Bond / Note												
FREDDIE MAC GLOBAL NOTES	DTD 10/02/2012 1.250% 10/02/2019	3137EADM8	10,000,000.00	OTHER		98.93	9,893,380.00	(55,620.00)	(60,076.40)	1.80	1.80	1.84
FEDERAL HOME LOAN BANK NOTES	DTD 10/13/2017 1.500% 10/21/2019	3130ACM92	50,000,000.00	CITIGRP		99.36	49,680,900.00	(230,600.00)	(236,379.00)	1.85	1.85	1.84
FANNIE MAE GLOBAL NOTES	DTD 10/25/2016 1.000% 10/24/2019	3135GOR39	25,000,000.00	BARCLAYS		98.41	24,602,775.00	(330,225.00)	(354,564.75)	1.87	1.87	1.85
FHLB NOTES	DTD 11/17/2016 1.375% 11/15/2019	3130AA3R7	35,000,000.00	BK AMER		98.89	34,612,900.00	(379,050.00)	(381,799.60)	1.92	1.92	1.95
FHLB NOTES	DTD 12/30/2013 2.375% 12/13/2019	3130A0JR2	25,000,000.00	TD		100.94	25,236,150.00	(59,550.00)	(54,184.25)	1.96	1.96	1.90
FREDDIE MAC NOTES	DTD 01/17/2017 1.500% 01/17/2020	3137EAE5	25,000,000.00	CITIGRP		99.16	24,789,725.00	(183,275.00)	(191,000.75)	2.07	2.07	1.90
FNMA NOTES	DTD 01/12/2015 1.625% 01/21/2020	3135G0A78	25,000,000.00	TOR DOM		99.48	24,870,425.00	(133,675.00)	(131,814.75)	2.08	2.08	1.87
FNMA NOTES	DTD 02/28/2017 1.500% 02/28/2020	3135G0T29	40,000,000.00	JPMCHASE		99.12	39,646,640.00	(327,760.00)	(334,125.60)	2.19	2.19	1.90
FHLMC AGENCY NOTES	DTD 04/20/2017 1.375% 04/20/2020	3137EAEF2	25,000,000.00	TD SEC U		98.81	24,702,000.00	(212,500.00)	(229,696.25)	2.33	2.33	1.89
FFCB BONDS	DTD 05/08/2017 1.550% 05/08/2020	3133EHJA2	25,000,000.00	JPM		99.11	24,778,550.00	(207,725.00)	(210,257.00)	2.38	2.38	1.92
FNMA NOTES	DTD 08/01/2017 1.500% 07/30/2020	3135G0T60	75,000,000.00	BARCLAYS		98.83	74,123,775.00	(648,975.00)	(673,739.25)	2.59	2.59	1.95
FHLB NOTES	DTD 09/08/2017 1.375% 09/28/2020	3130ACE26	40,000,000.00	BARCLAYS		98.40	39,358,160.00	(513,440.00)	(522,852.00)	2.75	2.75	1.96
FHLMC NOTES	DTD 11/15/2017 1.875% 11/17/2020	3137EAEK1	50,000,000.00	CITI		99.62	49,810,500.00	(141,500.00)	(142,195.00)	2.87	2.87	2.01
Security Type Sub-Total			1,758,672,000.00			1,748,765,284.31	(7,591,587.65)	(9,015,542.47)		1.22	1.22	1.66
Corporate Note												
BERKSHIRE HATHAWAY FIN (FLOATING)	DTD 01/15/2015 1.657% 01/12/2018	084664CD1	15,000,000.00	DEUTSCHE		100.03	15,005,160.00	(23,400.00)	2,808.15	0.25	0.12	1.29



Managed Account Fair Market Value & Analytics

For the Month Ending November 30, 2017

SAN BERNARDINO COUNTY - 76990800

Security Type/Description	Dated Date/Coupon/Maturity	CUSIP	Par	Broker	Next Call Date	Market Price	Market Value	Unreal G/L On Cost	Unreal G/L Amort Cost	Effective Duration	Duration to Worst at Mkt	YTM
Corporate Note												
BERKSHIRE HATHAWAY INC GLOBAL NOTES		084670BX5	10,000,000.00	WELLSFAR		99.60	9,960,430.00	(38,370.00)	(39,143.70)	0.70	0.70	1.71
DTD 08/15/2016 1.150% 08/15/2018												
MICROSOFT CORP NOTES		594918BF0	1,000,000.00	CITIGRP		99.57	995,742.00	(5,898.00)	(4,769.05)	0.91	0.91	1.77
DTD 11/03/2015 1.300% 11/03/2018												
MICROSOFT CORP NOTES		594918BF0	1,000,000.00	VINING		99.57	995,742.00	(5,928.00)	(4,778.39)	0.91	0.91	1.77
DTD 11/03/2015 1.300% 11/03/2018												
MICROSOFT CORP NOTES		594918BF0	3,500,000.00	ICAP		99.57	3,485,097.00	(20,328.00)	(16,593.57)	0.91	0.91	1.77
DTD 11/03/2015 1.300% 11/03/2018												
MICROSOFT CORP NOTES		594918BF0	4,500,000.00	MERRILL		99.57	4,480,839.00	(25,911.00)	(21,264.53)	0.91	0.91	1.77
DTD 11/03/2015 1.300% 11/03/2018												
MICROSOFT CORP NOTES		594918BF0	5,000,000.00	UBS AG		99.57	4,978,710.00	(28,340.00)	(23,487.05)	0.91	0.91	1.77
DTD 11/03/2015 1.300% 11/03/2018												
MICROSOFT CORP NOTES		594918BF0	5,000,000.00	BARCLAYS		99.57	4,978,710.00	(29,040.00)	(23,705.10)	0.91	0.91	1.77
DTD 11/03/2015 1.300% 11/03/2018												
MICROSOFT CORP NOTES		594918BF0	5,000,000.00	LOOP CAP		99.57	4,978,710.00	(29,790.00)	(23,938.65)	0.91	0.91	1.77
DTD 11/03/2015 1.300% 11/03/2018												
MICROSOFT CORP NOTES		594918BN3	20,000,000.00	MERRILL		98.70	19,739,080.00	(240,320.00)	(249,258.20)	1.66	1.66	1.89
DTD 08/08/2016 1.100% 08/08/2019												
WAL-MART STORES INC CORP NOTE		931142DY6	7,000,000.00	MORGANST		99.70	6,979,126.00	(20,734.00)	(20,739.18)	1.82	1.82	1.91
DTD 10/20/2017 1.750% 10/09/2019												
MICROSOFT CORP		594918BV5	15,000,000.00	BARCLAYS		99.60	14,939,655.00	(50,295.00)	(52,986.30)	2.12	2.12	2.04
DTD 02/06/2017 1.850% 02/06/2020												
US BANK NA CORPORATE BOND (CALLABLE)		90331HNG4	40,000,000.00	MORGANST	09/23/20	99.57	39,826,960.00	(165,040.00)	(165,305.20)	2.77	2.79	2.20
DTD 10/24/2017 2.050% 10/23/2020												
JOHNSON & JOHNSON CORP NOTE		478160CH5	3,000,000.00	JPM		99.65	2,989,566.00	(7,224.00)	(7,284.87)	2.84	2.84	2.07
DTD 11/10/2017 1.950% 11/10/2020												
Security Type Sub-Total			135,000,000.00			134,333,527.00	(690,618.00)	(650,445.64)		1.71	1.70	1.90
Commercial Paper												
JP MORGAN SECURITIES LLC COMM PAPER		46640PZ14	50,000,000.00	JPMCHASE		100.00	49,998,300.00	344,966.67	(1,700.00)	0.00	0.00	1.22
DTD 03/06/2017 0.000% 12/01/2017												



Managed Account Fair Market Value & Analytics

For the Month Ending **November 30, 2017**

SAN BERNARDINO COUNTY - 76990800

Security Type/Description	Dated Date/Coupon/Maturity	CUSIP	Par	Broker	Next Call Date	Market Price	Market Value	Unreal G/L On Cost	Unreal G/L Amort Cost	Effective Duration	Duration to Worst at Mkt	YTM
Commercial Paper												
NATIXIS NY BRANCH COMM PAPER	DTD 11/15/2017 0.000% 12/01/2017	63873IZ11	50,000,000.00	CITIGRP		100.00	49,998,450.00	(50.00)	(1,550.00)	0.00	0.00	1.12
JP MORGAN SECURITIES LLC COMM PAPER	DTD 03/08/2017 0.000% 12/04/2017	46640PZ48	25,000,000.00	JPMCHASE		99.99	24,996,625.00	141,236.11	(520.75)	0.01	0.01	1.22
TOYOTA MOTOR CREDIT CORP COMM PAPER		89233GZL3	50,000,000.00	TOYOTA		99.94	49,967,700.00	59,200.00	(105.50)	0.05	0.05	1.16
	-- 0.000% 12/20/2017											
BANK OF TOKYO MITSUBISHI UFJ COMM PAPER	DTD 07/19/2017 0.000% 12/20/2017	06538BZL0	150,000,000.00	BTM_DIR		99.93	149,892,150.00	11,316.67	(4,933.50)	0.05	0.05	1.30
	-- 0.000% 12/22/2017											
AMERICAN HONDA FINANCE COMM PAPER	DTD 07/19/2017 0.000% 12/20/2017	02665JZN3	45,000,000.00	MIZUHO		99.93	44,967,735.00	106,510.00	(239.85)	0.06	0.06	1.17
	-- 0.000% 12/29/2017											
JP MORGAN SECURITIES LLC COMM PAPER	DTD 07/03/2017 0.000% 01/03/2018	46640PZV8	25,000,000.00	JPMCHASE		99.90	24,973,925.00	249,550.00	2,508.25	0.08	0.08	1.30
	-- 0.000% 12/29/2017											
TOYOTA MOTOR CREDIT CORP COMM PAPER		89233GZV1	42,000,000.00	TOYOTA		99.90	41,959,554.00	387,954.00	3,980.76	0.08	0.08	1.20
	-- 0.000% 12/29/2017											
TOYOTA MOTOR CREDIT CORP COMM PAPER		89233HA20	50,000,000.00	TOYOTA		99.89	49,944,500.00	77,750.00	(833.50)	0.09	0.09	1.21
	DTD 04/07/2017 0.000% 01/02/2018											
BNP PARIBAS NY BRANCH COMM PAPER	DTD 07/03/2017 0.000% 01/03/2018	09659CA32	30,000,000.00	BNP DIR		99.89	29,966,730.00	30,646.67	(819.90)	0.09	0.09	1.18
	-- 0.000% 01/03/2018											
GE CAPITAL TREASURY LLC COMM PAPER		36164KA35	50,000,000.00	GECC		99.88	49,939,800.00	158,522.22	(1,991.50)	0.09	0.09	1.28
	-- 0.000% 01/03/2018											
GE CAPITAL TREASURY LLC COMM PAPER		36164KA84	25,000,000.00	GECC		99.86	24,965,275.00	76,386.11	(947.25)	0.11	0.11	1.28
	-- 0.000% 01/08/2018											
TOYOTA MOTOR CREDIT CORP COMM PAPER		89233HB11	35,000,000.00	TOYOTA		99.77	34,919,570.00	109,338.06	(1,466.15)	0.17	0.17	1.32
	-- 0.000% 02/01/2018											
JP MORGAN SECURITIES LLC COMM PAPER	DTD 07/31/2017 0.000% 03/01/2018	46640OC17	50,000,000.00	JPMCHASE		99.64	49,821,550.00	228,355.56	2,800.00	0.25	0.25	1.42
Security Type Sub-Total												
			677,000,000.00				676,311,864.00	1,981,682.07	(5,818.89)	0.08	0.08	1.25



Managed Account Fair Market Value & Analytics

For the Month Ending November 30, 2017

SAN BERNARDINO COUNTY - 76990800

Security Type/Description	Dated Date/Coupon/Maturity	CUSIP	Par	Broker	Next Call Date	Market Price	Market Value	Unreal G/L On Cost	Unreal G/L Amort Cost	Effective Duration	Duration to Worst at Mkt	YTM
Certificate of Deposit												
RABOBANK NEDERLAND NV NY CERT DEPOS	21685VA25	50,000,000.00	RABO_DIR			100.00	50,000,240.00	240.00	240.00	0.00	0.00	1.19
DTD 07/07/2017 1.290% 12/01/2017												
ROYAL BANK OF CANADA NY FLOATING CD	78009NL61	25,000,000.00	ROYAL			100.01	25,002,525.00	2,525.00	2,525.00	0.25	0.02	0.96
DTD 12/08/2016 1.617% 12/08/2017												
SWEDBANK NY CERT DEPOS	87019U5A3	50,000,000.00	OTHER			99.99	49,996,189.00	(3,811.00)	(3,811.00)	0.05	0.05	1.28
DTD 10/27/2017 1.210% 12/20/2017												
BANK OF MONTREAL CHICAGO FLOATING CD	06371EEF0	25,000,000.00	BMOCHI_D			99.98	24,995,125.00	(4,875.00)	(4,875.00)	0.08	0.09	1.55
DTD 07/10/2017 1.353% 01/02/2018												
BANK OF MONTREAL CHICAGO CERT DEPOS	06371EHY6	25,000,000.00	BMOCHI_D			100.00	25,000,892.50	892.50	892.50	0.09	0.09	1.33
DTD 08/07/2017 1.360% 01/03/2018												
SVENSKA HANDELSBANKEN NY CERT DEPOS	86958JSP5	25,000,000.00	SVENSKA			100.00	24,999,490.50	(509.50)	(509.50)	0.09	0.09	1.33
DTD 08/07/2017 1.330% 01/03/2018												
US BANK NA CERT DEPOS	90333VUG3	100,000,000.00	US BANK			99.99	99,990,292.00	(9,708.00)	(9,708.00)	0.09	0.09	1.33
DTD 07/27/2017 1.290% 01/03/2018												
NORDEA BANK FINLAND NY CERT DEPOS	65590AND4	60,000,000.00	RBC CAP			99.97	59,983,260.00	(16,740.00)	(16,740.00)	0.15	0.15	1.38
DTD 10/30/2017 1.290% 01/24/2018												
SVENSKA HANDELSBANKEN NY CERT DEPOS	86958JWC9	50,000,000.00	SVENSKA			99.98	49,988,782.00	(11,218.00)	(11,218.00)	0.17	0.17	1.40
DTD 11/30/2017 1.330% 01/31/2018												
TORONTO DOMINION BANK NY CERT DEPOS	89113XLB8	50,000,000.00	TOR DOM			99.99	49,994,568.00	(5,432.00)	(5,432.00)	0.17	0.17	1.40
DTD 10/31/2017 1.370% 02/01/2018												
NORDEA BANK AB CERT DEPOS	65590ALL8	75,000,000.00	FTN			99.96	74,972,712.00	(27,288.00)	(27,288.00)	0.17	0.17	1.40
DTD 09/27/2017 1.300% 02/01/2018												
BANK OF MONTREAL CHICAGO	06427KZR1	25,000,000.00	BMOCHI_D			99.97	24,993,728.50	(6,271.50)	(6,271.50)	0.25	0.25	1.47
DTD 06/01/2017 1.380% 03/01/2018												
BANK OF NOVA SCOTIA CERT DEPOS	06417GUZ9	25,000,000.00	BNS			99.97	24,993,103.50	(6,896.50)	(6,896.50)	0.25	0.25	1.47
DTD 06/01/2017 1.370% 03/01/2018												
WESTPAC BANKING CORP CD (FLOATING)	96121T3A4	50,000,000.00	ICAP			100.09	50,043,350.00	43,350.00	43,350.00	0.08	0.27	1.37
DTD 03/08/2017 1.564% 03/08/2018												



Managed Account Fair Market Value & Analytics

For the Month Ending **November 30, 2017**

SAN BERNARDINO COUNTY - 76990800

Security Type/Description	Dated Date/Coupon/Maturity	CUSIP	Par	Broker	Next Call Date	Market Price	Market Value	Unreal G/L On Cost	Unreal G/L Amort Cost	Effective Duration	Duration to Worst at Mkt	YTM
Certificate of Deposit												
CBA AUSTRALIA NY FLOATING CERT DEPOS	20271EMG1	50,000,000.00	ICAP	99.97	49,985,000.00	(15,000.00)	(15,000.00)	0.08	0.30	1.60		
DTD 03/23/2017 1.648% 03/23/2018	WESTPAC BANKING CORP CD (FLOATING)	96121T3E6	25,000,000.00	ICAP	100.08	25,020,975.00	20,975.00	0.08	0.32	1.43		
DTD 03/24/2017 1.629% 03/26/2018	TORONTO DOMINION BANK NY CERT DEPOS	89113WF43	50,000,000.00	TOR DOM	99.95	49,977,361.50	(22,638.50)	0.33	0.33	1.54		
DTD 04/03/2017 1.500% 04/02/2018	BANK OF MONTREAL CHICAGO (FLOAT) CD	06427KVV5	50,000,000.00	BMO_DIR	99.99	49,993,000.00	(7,000.00)	0.08	0.44	1.57		
DTD 04/11/2017 1.526% 05/10/2018	ROYAL BANK OF CANADA NY CD (FLOAT)	78009NT89	25,000,000.00	ROYAL	100.03	25,007,375.00	7,375.00	0.08	0.48	1.46		
DTD 05/25/2017 1.509% 05/25/2018	COOPERATIEVE RABOBANK U.A. CERT DEPOS	21684B2C7	25,000,000.00	RABO_DIR	99.88	24,970,572.50	(29,427.50)	0.50	0.50	1.66		
DTD 05/05/2017 1.480% 06/01/2018	WESTPAC BANKING CORP NY FLOATING CD	96121T3M8	50,000,000.00	ICAP	100.06	50,028,300.00	28,300.00	0.25	0.50	1.28		
DTD 06/02/2017 1.426% 06/01/2018	SVENSKA HANDELSBANKEN NY FLOATING CD	86958JWES	50,000,000.00	ICAP	100.00	50,000,000.00	0.00	0.50	0.50	1.50		
DTD 06/12/2017 1.440% 06/12/2018	ROYAL BANK OF CANADA NY FLOAT CERT DEPOS	78009NU46	25,000,000.00	ROYAL	100.05	25,013,550.00	13,550.00	0.25	0.52	1.31		
DTD 06/28/2017 1.461% 06/28/2018	BANK OF MONTREAL CHICAGO CERT DEPOS	06371EDH7	25,000,000.00	BMO_DIR	99.82	24,954,193.25	(45,806.75)	0.58	0.58	1.70		
DTD 07/03/2017 1.400% 07/02/2018	WESTPAC BANKING CORP NY FLOATING CD	96121T3P1	25,000,000.00	ICAP	100.03	25,008,650.00	8,650.00	0.25	0.58	1.35		
DTD 07/07/2017 1.425% 07/02/2018												



Managed Account Fair Market Value & Analytics

For the Month Ending **November 30, 2017**

SAN BERNARDINO COUNTY - 76990800

Security Type/Description	Dated Date/Coupon/Maturity	CUSIP	Par	Broker	Next Call Date	Market Price	Market Value	Unreal G/L On Cost	Unreal G/L Amort Cost	Effective Duration	Duration to Worst at Mkt	YTM
Certificate of Deposit												
BANK OF NOVA SCOTIA HOUSTON FLOATING CD		06417GZO4	25,000,000.00	BNS		99.91	24,978,250.00	(21,750.00)	(21,750.00)	0.08	0.62	1.58
DTD 10/19/2017 1.453% 07/19/2018												
CBA AUSTRALIA NY FLOATING CERT DEPOS		20271EML0	50,000,000.00	ICAP		99.85	49,926,500.00	(73,500.00)	(73,500.00)	0.08	0.67	1.63
DTD 07/25/2017 1.392% 08/01/2018												
TORONTO DOMINION BANK NY FLOATING CD		89113W5C6	50,000,000.00	TD SEC U		100.01	50,006,250.00	6,250.00	6,250.00	0.08	0.68	1.44
DTD 07/07/2017 1.442% 08/06/2018												
BANK OF NOVA SCOTIA HOUSTON FLOATING CD		06417GYW2	25,000,000.00	JEFFERIE		99.86	24,965,125.00	(34,875.00)	(34,875.00)	0.25	0.81	1.69
DTD 09/26/2017 1.539% 09/26/2018												
Security Type Sub-Total			1,235,000,000.00			1,234,765,860.25	(234,139.75)	(234,139.75)	(234,139.75)	0.17	0.32	1.43
Bank Deposit Account												
STONECASTLE FICA		FICAMF003	50,000,000.00	OTHER		1.00	50,000,000.00	0.00	0.00	0.00	0.00	0.95
Security Type Sub-Total			50,000,000.00			50,000,000.00	0.00	0.00	0.00	0.00	0.00	0.95
Managed Account Sub-Total			5,999,672,000.00			5,972,696,204.41	(15,996,055.63)	(20,494,837.35)	(20,494,837.35)	0.98	1.01	1.59
Securities Sub-Total			\$5,999,672,000.00			\$5,972,696,204.41	(\$15,996,055.63)	(\$20,494,837.35)	(\$20,494,837.35)	0.98	1.01	1.59%
Accrued Interest						\$13,383,152.91						
Total Investments						\$5,986,079,357.32						

Bolded items are forward settling trades.



Managed Account Security Transactions & Interest

For the Month Ending **November 30, 2017**

SAN BERNARDINO COUNTY - 76990800

Transaction Type	Trade	Settle	Security Description	CUSIP	Par	Principal Proceeds	Accrued Interest	Total	Realized G/L Cost	Realized G/L Amort Cost	Sale Method
BUY											
	11/01/17	11/01/17	NATIXIS NY BRANCH COMM PAPER DTD 10/26/2017 0.000% 11/02/2017	63873JY20	20,000,000.00	(19,999,355.56)	0.00	(19,999,355.56)			
	11/02/17	11/02/17	NATIXIS NY BRANCH COMM PAPER DTD 10/27/2017 0.000% 11/03/2017	63873JY38	20,000,000.00	(19,999,355.56)	0.00	(19,999,355.56)			
	11/03/17	11/03/17	NATIXIS US BRANCH COMM PAPER -- 0.000% 11/06/2017	63873JY61	20,000,000.00	(19,998,066.67)	0.00	(19,998,066.67)			
	11/06/17	11/06/17	NATIXIS US BRANCH COMM PAPER -- 0.000% 11/07/2017	63873JY79	20,000,000.00	(19,999,355.56)	0.00	(19,999,355.56)			
	11/08/17	11/10/17	JOHNSON & JOHNSON CORP NOTE DTD 11/10/2017 1.950% 11/10/2020	478160CH5	3,000,000.00	(2,996,790.00)	0.00	(2,996,790.00)			
	11/14/17	11/15/17	FHLMC NOTES DTD 11/15/2017 1.875% 11/17/2020	3137EAEK1	50,000,000.00	(49,952,000.00)	0.00	(49,952,000.00)			
	11/15/17	11/15/17	NATIXIS US BRANCH COMM PAPER -- 0.000% 11/16/2017	63873JY69	15,000,000.00	(14,999,516.67)	0.00	(14,999,516.67)			
	11/16/17	11/16/17	NATIXIS NY BRANCH COMM PAPER DTD 02/21/2017 0.000% 11/17/2017	63873JYH7	50,000,000.00	(49,998,388.89)	0.00	(49,998,388.89)			
	11/16/17	11/17/17	FHLB NOTES DTD 12/30/2013 2.375% 12/13/2019	3130A0JR2	25,000,000.00	(25,295,700.00)	(253,993.06)	(25,549,693.06)			
	11/16/17	11/17/17	US TREASURY NOTES DTD 10/31/2014 1.500% 10/31/2019	912828F62	25,000,000.00	(24,899,414.06)	(17,610.50)	(24,917,024.56)			
	11/22/17	11/27/17	FEDERAL FARM CREDIT BANKS DISC NOTE -- 0.000% 08/20/2018	313313C63	15,000,000.00	(14,829,316.67)	0.00	(14,829,316.67)			
	11/28/17	11/28/17	NATIXIS US BRANCH COMM PAPER -- 0.000% 11/29/2017	63873JYV6	55,000,000.00	(54,998,227.78)	0.00	(54,998,227.78)			
	11/28/17	11/28/17	NATIXIS US BRANCH COMM PAPER -- 0.000% 11/29/2017	63873JYV6	20,000,000.00	(19,999,344.44)	0.00	(19,999,344.44)			
	11/28/17	11/28/17	NATIXIS US BRANCH COMM PAPER -- 0.000% 11/29/2017	63873JYV6	30,000,000.00	(29,999,033.33)	0.00	(29,999,033.33)			
	11/28/17	11/28/17	BANK OF TOKYO MITSUBISHI UFJ COMM PAPER DTD 07/19/2017 0.000% 12/20/2017	06538BZL0	150,000,000.00	(149,880,833.33)	0.00	(149,880,833.33)			



Managed Account Security Transactions & Interest

For the Month Ending **November 30, 2017**

SAN BERNARDINO COUNTY - 76990800

Transaction Type	Trade	Settle	Security Description	CUSIP	Par	Principal Proceeds	Accrued Interest	Total	Realized G/L Cost	Realized G/L Amort Cost	Sale Method
BUY											
	11/28/17	11/30/17	SVENSKA HANDELSBANKEN NY CERT DEPOS	86958JWC9	50,000,000.00	(50,000,000.00)	0.00	(50,000,000.00)			
			DTD 11/30/2017 1.330% 01/31/2018								
	11/29/17	11/29/17	NATIXIS NY BRANCH COMM PAPER	63873JYW4	190,000,000.00	(189,993,877.78)	0.00	(189,993,877.78)			
			DTD 11/08/2017 0.000% 11/30/2017								
	11/29/17	11/30/17	US TREASURY N/B	912828T34	25,000,000.00	(24,198,242.19)	(47,132.55)	(24,245,374.74)			
			DTD 09/30/2016 1.125% 09/30/2021								
	11/29/17	11/30/17	US TREASURY N/B NOTES	912828W55	25,000,000.00	(24,823,242.19)	(117,834.94)	(24,941,077.13)			
			DTD 02/28/2017 1.875% 02/28/2022								
	11/29/17	11/30/17	US TREASURY N/B	912828P87	25,000,000.00	(24,374,023.44)	(70,700.97)	(24,444,724.41)			
			DTD 02/29/2016 1.125% 02/28/2021								
	11/29/17	11/30/17	US TREASURY N/B NOTES	912828M49	25,000,000.00	(24,739,257.81)	(38,846.69)	(24,778,104.50)			
			DTD 11/02/2015 1.875% 10/31/2022								
	11/30/17	11/30/17	NATIXIS NY BRANCH COMM PAPER	63873JZ11	50,000,000.00	(49,998,500.00)	0.00	(49,998,500.00)			
			DTD 11/15/2017 0.000% 12/01/2017								
	11/30/17	12/04/17	SVENSKA HANDELSBANKEN NY FLOATING CD	86958JWES	50,000,000.00	(50,000,000.00)	0.00	(50,000,000.00)			
			DTD 12/04/2017 1.492% 06/01/2018								

Transaction Type Sub-Total **958,000,000.00** **(955,971,841.93)** **(546,118.71)** **(956,517,960.64)**

INTEREST

11/01/17	11/01/17		CBA AUSTRALIA NY FLOATING CERT DEPOS	20271EML0	50,000,000.00	0.00	57,708.33	57,708.33			
			DTD 07/25/2017 1.392% 08/01/2018								
11/02/17	11/02/17		BANK OF MONTREAL CHICAGO FLOATING CD	06371EEF0	25,000,000.00	0.00	28,954.86	28,954.86			
			DTD 07/10/2017 1.353% 01/02/2018								
11/03/17	11/03/17		MICROSOFT CORP NOTES	594918BF0	5,000,000.00	0.00	32,500.00	32,500.00			
			DTD 11/03/2015 1.300% 11/03/2018								
11/03/17	11/03/17		MICROSOFT CORP NOTES	594918BF0	4,500,000.00	0.00	29,250.00	29,250.00			
			DTD 11/03/2015 1.300% 11/03/2018								
11/03/17	11/03/17		MICROSOFT CORP NOTES	594918BF0	5,000,000.00	0.00	32,500.00	32,500.00			
			DTD 11/03/2015 1.300% 11/03/2018								



Managed Account Security Transactions & Interest

For the Month Ending **November 30, 2017**

SAN BERNARDINO COUNTY - 76990800

Transaction Type	Trade	Settle	Security Description	CUSIP	Par	Principal Proceeds	Accrued Interest	Total	Realized G/L Cost	Realized G/L Amort Cost	Sale Method
INTEREST											
	11/03/17	11/03/17	MICROSOFT CORP NOTES DTD 11/03/2015 1.300% 11/03/2018	594918BF0	3,500,000.00	0.00	22,750.00	22,750.00			
	11/03/17	11/03/17	MICROSOFT CORP NOTES DTD 11/03/2015 1.300% 11/03/2018	594918BF0	1,000,000.00	0.00	6,500.00	6,500.00			
	11/03/17	11/03/17	MICROSOFT CORP NOTES DTD 11/03/2015 1.300% 11/03/2018	594918BF0	1,000,000.00	0.00	6,500.00	6,500.00			
	11/03/17	11/03/17	MICROSOFT CORP NOTES DTD 11/03/2015 1.300% 11/03/2018	594918BF0	5,000,000.00	0.00	32,500.00	32,500.00			
	11/04/17	11/04/17	FHLB NOTES DTD 05/04/2015 1.000% 05/04/2018	3130A57K9	25,000,000.00	0.00	125,000.00	125,000.00			
	11/06/17	11/06/17	TORONTO DOMINION BANK NY FLOATING CD DTD 07/07/2017 1.442% 08/06/2018	89113W5C6	50,000,000.00	0.00	61,904.42	61,904.42			
	11/08/17	11/08/17	WESTPAC BANKING CORP CD (FLOATING) DTD 03/08/2017 1.564% 03/08/2018	96121T3A4	50,000,000.00	0.00	62,631.94	62,631.94			
	11/08/17	11/08/17	FFCB BONDS DTD 05/08/2017 1.550% 05/08/2020	3133EHJA2	25,000,000.00	0.00	193,750.00	193,750.00			
	11/10/17	11/10/17	BANK OF MONTREAL CHICAGO (FLOAT) CD DTD 04/11/2017 1.526% 05/10/2018	06427KVV5	50,000,000.00	0.00	65,229.17	65,229.17			
	11/11/17	11/11/17	FFCB NOTES DTD 05/11/2015 1.030% 05/11/2018	3133EEJ50	25,000,000.00	0.00	128,750.00	128,750.00			
	11/11/17	11/11/17	FFCB NOTES DTD 05/11/2015 1.030% 05/11/2018	3133EEJ50	25,000,000.00	0.00	128,750.00	128,750.00			
	11/12/17	11/12/17	INTER-AMERICAN DEVEL BK NOTE DTD 04/12/2017 1.625% 05/12/2020	4581X0CX4	25,000,000.00	0.00	237,000.00	237,000.00			
	11/13/17	11/13/17	INTER-AMERICAN DEVELOPMENT BANK DTD 04/12/2016 1.000% 05/13/2019	458182DX7	100,000,000.00	0.00	500,000.00	500,000.00			
	11/13/17	11/13/17	INTER-AMERICAN DEVELOPMENT BANK DTD 04/12/2016 1.000% 05/13/2019	458182DX7	25,000,000.00	0.00	125,000.00	125,000.00			
	11/15/17	11/15/17	FHLB NOTES DTD 11/17/2016 1.375% 11/15/2019	3130AA3R7	35,000,000.00	0.00	240,625.00	240,625.00			



Managed Account Security Transactions & Interest

For the Month Ending **November 30, 2017**

SAN BERNARDINO COUNTY - 76990800

Transaction Type	Trade	Settle	Security Description	CUSIP	Par	Principal Proceeds	Accrued Interest	Total	Realized G/L Cost	Realized G/L Amort Cost	Sale Method
INTEREST											
	11/15/17	11/15/17	INTL BANK OF RECON AND DEV GLOBAL NOTES	459058EM1	25,000,000.00	0.00	125,000.00	125,000.00			
	11/19/17	11/19/17	DTD 06/23/2015 1.000% 11/15/2017 BANK OF NOVA SCOTIA HOUSTON FLOATING CD	06417GZO4	25,000,000.00	0.00	31,283.78	31,283.78			
	11/23/17	11/23/17	DTD 10/19/2017 1.453% 07/19/2018 CBA AUSTRALIA NY FLOATING CERT DEPOS	20271EMG1	50,000,000.00	0.00	69,283.56	69,283.56			
	11/25/17	11/25/17	DTD 03/23/2017 1.648% 03/23/2018 ROYAL BANK OF CANADA NY CD (FLOAT)	78009NT89	25,000,000.00	0.00	32,493.08	32,493.08			
	11/26/17	11/26/17	DTD 05/25/2017 1.509% 05/25/2018 WESTPAC BANKING CORP CD (FLOATING)	96121T3E6	25,000,000.00	0.00	34,212.22	34,212.22			
	11/26/17	11/26/17	DTD 03/24/2017 1.629% 03/26/2018 BANK OF NOVA SCOTIA HOUSTON FLOATING CD	06417GYW2	25,000,000.00	0.00	32,212.22	32,212.22			
	11/27/17	11/27/17	DTD 09/26/2017 1.539% 09/26/2018 INTL BANK OF RECON AND DEV GLOBAL NOTES	459058FS7	50,000,000.00	0.00	281,500.00	281,500.00			
	11/28/17	11/28/17	DTD 10/27/2016 1.125% 11/27/2019 FEDERAL HOME LOAN BANK AGENCY NOTES	3130ABF92	45,000,000.00	0.00	336,875.00	336,875.00			
	11/30/17	11/30/17	DTD 05/12/2017 1.375% 05/28/2019 FIDELITY GOVT MM FUND 2642	31607A703	0.00	0.00	812.41	812.41			
	11/30/17	11/30/17	STONECASTLE FICA	FICAMF003	0.00	0.00	41,095.90	41,095.90			
	11/30/17	11/30/17	CALIFORNIA ASSET MANAGEMENT PROGRAM	CAMPMF025	0.00	0.00	184,300.45	184,300.45			
	11/30/17	11/30/17	US TREASURY NOTES	912828R77	25,000,000.00	0.00	171,875.00	171,875.00			
	11/30/17	11/30/17	DTD 05/31/2016 1.375% 05/31/2021 US TREASURY NOTES	912828M98	25,000,000.00	0.00	203,125.00	203,125.00			
	11/30/17	11/30/17	DTD 11/30/2015 1.625% 11/30/2020 UNITED STATES TREASURY NOTES	912828X54	25,000,000.00	0.00	156,250.00	156,250.00			
	11/30/17	11/30/17	DTD 05/31/2017 1.250% 05/31/2019								



Managed Account Security Transactions & Interest

For the Month Ending **November 30, 2017**

SAN BERNARDINO COUNTY - 76990800

Transaction Type	Trade	Settle	Security Description	CUSIP	Par	Principal Proceeds	Accrued Interest	Total	Realized G/L Cost	Realized G/L Amort Cost	Sale Method
INTEREST											
	11/30/17	11/30/17	US TREASURY NOTES DTD 11/30/2012 1.000% 11/30/2019	912828UB4	25,000,000.00	0.00	125,000.00	125,000.00			
	11/30/17	11/30/17	US TREASURY NOTES DTD 06/02/2014 2.000% 05/31/2021	912828WN6	50,000,000.00	0.00	500,000.00	500,000.00			
	11/30/17	11/30/17	FEDERATED GOVT OBLIGATIONS FUND	608919718	0.00	0.00	787.78	787.78			
	11/30/17	11/30/17	BANK OF THE WEST MONEY MARKET FUND	BKOFWEST7	0.00	0.00	176,246.58	176,246.58			
	11/30/17	11/30/17	US TREASURY NOTES DTD 12/01/2014 1.875% 11/30/2021	912828G53	25,000,000.00	0.00	234,375.00	234,375.00			
	11/30/17	11/30/17	UNITED STATES TREASURY NOTES	912828XS4	25,000,000.00	0.00	156,250.00	156,250.00			
	11/30/17	11/30/17	US TREASURY NOTES DTD 05/31/2017 1.250% 05/31/2019	912828SX9	50,000,000.00	0.00	281,250.00	281,250.00			
	11/30/17	11/30/17	US TREASURY NOTES DTD 05/31/2012 1.125% 05/31/2019	912828UA6	25,000,000.00	0.00	78,125.00	78,125.00			
	11/30/17	11/30/2017	US TREASURY NOTES DTD 11/30/2012 0.625% 11/30/2017								
Transaction Type Sub-Total					1,080,000,000.00	0.00	5,370,156.70	5,370,156.70			
MATURITY											
	11/01/17	11/01/17	NATIXIS US BRANCH COMM PAPER -- 0.000% 11/01/2017	638731Y12	58,000,000.00	58,000,000.00	0.00	58,000,000.00	1,740.00	0.00	
	11/01/17	11/01/17	US BANK NA CERT DEPOS DTD 06/30/2017 1.210% 11/01/2017	90333VUA6	50,000,000.00	50,000,000.00	208,388.89	50,208,388.89	0.00	0.00	
	11/01/17	11/01/17	US BANK NA CERT DEPOS DTD 06/27/2017 1.210% 11/01/2017	90333VTX8	28,000,000.00	28,000,000.00	119,521.11	28,119,521.11	0.00	0.00	
	11/01/17	11/01/17	SVENSKA HANDELSBANKEN NY CERT DEPOS	86958JNF2	50,000,000.00	50,000,000.00	299,666.67	50,299,666.67	0.00	0.00	
	11/02/17	11/02/17	NATIXIS NY BRANCH COMM PAPER DTD 10/26/2017 0.000% 11/02/2017	638731Y20	20,000,000.00	20,000,000.00	0.00	20,000,000.00	644.44	0.00	
	11/02/17	11/02/17	US BANK NA CERT DEPOS DTD 06/30/2017 1.210% 11/02/2017	90333VUB4	30,000,000.00	30,000,000.00	126,041.67	30,126,041.67	0.00	0.00	
	11/03/17	11/03/17	NATIXIS NY BRANCH COMM PAPER DTD 10/27/2017 0.000% 11/03/2017	638731Y38	20,000,000.00	20,000,000.00	0.00	20,000,000.00	644.44	0.00	



Managed Account Security Transactions & Interest

For the Month Ending **November 30, 2017**

SAN BERNARDINO COUNTY - 76990800

Transaction Type	Trade	Settle	Security Description	CUSIP	Par	Principal Proceeds	Accrued Interest	Total	Realized G/L Cost	Realized G/L Amort Cost	Sale Method	
MATURITY												
	11/06/17	11/06/17	NATIXIS US BRANCH COMM PAPER -- 0.000% 11/06/2017	63873JY61	20,000,000.00	20,000,000.00	0.00	20,000,000.00	1,933.33	0.00	0.00	
	11/07/17	11/07/17	BANK OF TOKYO MITSUBISHI LTD COMM PAPER	06538BY72	35,000,000.00	35,000,000.00	0.00	35,000,000.00	12,619.44	0.00	0.00	
	11/07/17	11/07/17	-- 0.000% 11/07/2017 NATIXIS US BRANCH COMM PAPER	63873JY79	20,000,000.00	20,000,000.00	0.00	20,000,000.00	644.44	0.00	0.00	
	11/08/17	11/08/17	-- 0.000% 11/07/2017 BANK OF TOKYO MITSUBISHI UFJ COMM PAPER	06538BY80	35,000,000.00	35,000,000.00	0.00	35,000,000.00	13,766.67	0.00	0.00	
	11/13/17	11/13/17	DTD 05/08/2017 0.000% 11/08/2017 BANK OF TOKYO MITSUBISHI UFJ COMM PAPER	06538BYD9	70,000,000.00	70,000,000.00	0.00	70,000,000.00	49,816.67	0.00	0.00	
	11/15/17	11/15/17	-- 0.000% 11/13/2017 BANK OF TOKYO MITSUBISHI UFJ COMM PAPER	06538BYF4	30,000,000.00	30,000,000.00	0.00	30,000,000.00	34,850.00	0.00	0.00	
	11/15/17	11/15/17	DTD 06/28/2017 0.000% 11/15/2017 INTL BANK OF RECON AND DEV GLOBAL NOTES	459058EM1	25,000,000.00	25,000,000.00	0.00	25,000,000.00	2,250.00	0.00	0.00	
	11/16/17	11/16/17	DTD 06/23/2015 1.000% 11/15/2017 NATIXIS US BRANCH COMM PAPER	63873JYG9	15,000,000.00	15,000,000.00	0.00	15,000,000.00	483.33	0.00	0.00	
	11/17/17	11/17/17	-- 0.000% 11/16/2017 NATIXIS NY BRANCH COMM PAPER	63873JYH7	50,000,000.00	50,000,000.00	0.00	50,000,000.00	1,611.11	0.00	0.00	
	11/29/17	11/29/17	DTD 02/21/2017 0.000% 11/17/2017 NATIXIS US BRANCH COMM PAPER	63873JYV6	30,000,000.00	30,000,000.00	0.00	30,000,000.00	966.67	0.00	0.00	
	11/29/17	11/29/17	-- 0.000% 11/29/2017 NATIXIS US BRANCH COMM PAPER	63873JYV6	55,000,000.00	55,000,000.00	0.00	55,000,000.00	1,772.22	0.00	0.00	
	11/29/17	11/29/17	-- 0.000% 11/29/2017 NATIXIS US BRANCH COMM PAPER	63873JYV6	20,000,000.00	20,000,000.00	0.00	20,000,000.00	655.56	0.00	0.00	
	11/30/17	11/30/17	US TREASURY NOTES DTD 11/30/2012 0.625% 11/30/2017	912828UA6	25,000,000.00	25,000,000.00	0.00	25,000,000.00	132,812.50	0.00	0.00	
	11/30/17	11/30/17	NATIXIS NY BRANCH COMM PAPER DTD 11/08/2017 0.000% 11/30/2017	63873JYW4	190,000,000.00	190,000,000.00	0.00	190,000,000.00	6,122.22	0.00	0.00	
Transaction Type	Sub-Total				876,000,000.00	876,000,000.00	753,618.34	876,753,618.34	263,333.04	0.00		



Managed Account Security Transactions & Interest

For the Month Ending **November 30, 2017**

SAN BERNARDINO COUNTY - 76990800

Trade	Settle	Transaction Type	Security Description	CUSIP	Par	Principal Proceeds	Accrued Interest	Total	Realized G/L Cost	Realized G/L Amort Cost	Sale Method
Managed Account Sub-Total											
						(79,971,841.93)	5,577,656.33	(74,394,185.60)	263,333.04	0.00	
Total Security Transactions											
						(\$79,971,841.93)	\$5,577,656.33	(\$74,394,185.60)	\$263,333.04	\$0.00	

Bolded items are forward settling trades.